



**POST-EFFECTIVE AMENDMENT NO. 6**

**to Registration Statements**

**February 24, 2021**

**US ALLIANCE CORPORATION  
1303 SW First American Pl., Suite 200  
P.O. Box 4026  
Topeka, Kansas 66604  
Email: [information@USAllianceCorporation.com](mailto:information@USAllianceCorporation.com)  
Website: <https://usalliancecorporation.com/>  
Phone: (785) 228-0200  
Fax: (785) 228-0202**

**Shares of Common Stock at a Purchase Price of \$7.00 per share**

Minimum Offering Amount - None

Maximum Offering of Additional Shares of Common Stock – 1,500,000 Shares (\$10,500,000)

US Alliance Corporation, a Kansas corporation (“USAC” or the “Company”), is filing this Post-Effective Amendment No. 6 (this “Amendment”) to our Registration Statement, effective as of February 24, 2015, extended by the Office of the Kansas Securities Commission for an additional effective period expiring on February 24, 2017 (the “Registration Statement”), and as further extended by Post-Effective Amendment No. 2 for an additional period expiring on February 24, 2018, and as further extended by Post-Effective Amendment No. 3 for an additional period expiring on February 24, 2019, and as further extended by Post-Effective Amendment No. 4 for an additional period expiring on February 24, 2020, and as further extended by this Post-Effective Amendment No. 5 for an additional period expiring on February 24, 2021, and as further extended by this Post-Effective Amendment No. 6 for an additional period expiring on February 24, 2022.

Positive response to the 2015 Offering from holders of warrants issued in a previous offering (the “2010 Offering”) to exercise such warrants for the purchase of shares (“Warrant Shares”) of our Common Stock, as well as inquiry from friends, neighbors, business partners and business acquaintances, contracted licensed producers, licensed insurance agents, and other bona fide residents of Kansas, indicated a demand for our Common Stock. Accordingly, we filed with the Kansas Securities Commission a Supplement to the Prospectus, dated January 19, 2016, to increase the amount of the 2015 Offering to offer an additional 1,500,000 shares of Common Stock at a purchase price of \$7.00 per Additional Share. On February 24, 2016, we filed a Supplement to the Prospectus extending the offering period to February 24, 2017. During the warrant exercise period, which ended April 1, 2016, we accepted gross offering proceeds of \$7,901,088 related to the sale of 1,316,848 Warrant Shares. As of December 31, 2020 there were a total of 7,741,487 Shares of Common Stock issued and outstanding, representing the Shares sold. As extended, the 2015 Offering will terminate on the earlier of the sale of all Shares or February 24, 2022 unless sooner terminated or further extended by the Company. Subscriptions for the purchase of Shares by investors will be made by executing a Subscription Agreement in the form attached as Exhibit A to this Post-Effective Amendment.

The Shares and the 2015 Offering have been registered with the Office of the Kansas Securities Commission as of the date of this Post-Effective Amendment. **Accordingly, these Shares will only be offered and sold to Subscribers who are bona fide residents of the State of Kansas.** There is currently no existing public or other market for the Shares and no such market will develop as a result of this 2015 Offering. On May 2, 2016, we filed a Form 10 Registration Statement (the "Registration Statement") with the Securities and Exchange Commission (the "SEC") under the Securities Exchange Act of 1934 (the "Exchange Act"), to register the Shares in accordance with Section 12(g) of the Exchange Act. We are subject to the reporting requirement of the Exchange Act and are obligated to file annual reports, quarterly and current reports with the SEC, as well as comply with the SEC's proxy solicitation rules, and management and significant stockholder ownership reporting requirements. However, our Shares will not be listed on any national exchange or over-the-counter market and will continue to be deemed "restricted" securities which may not be resold except in compliance with the rules of the SEC and Office of the Kansas Securities Commissioner. The Shares are also subject to restrictions on transfer, as described in more detail in this Post-Effective Amendment. Consequently, Subscribers for the Shares offered hereby may not be able to sell such Shares for an extended period of time, if ever. In addition to the other restrictions on transfer described herein, the Shares will not be transferable outside the state of Kansas for a period of nine (9) months following the termination of this 2015 Offering in accordance with Rule 147 of the Securities Act.

**YOU SHOULD MAKE YOUR OWN DECISION WHETHER THIS 2015 OFFERING MEETS YOUR INVESTMENT OBJECTIVES AND RISK TOLERANCE LEVEL BASED UPON INFORMATION IN THIS POST-EFFECTIVE AMENDMENT AND YOUR OWN EXAMINATION OF THE COMPANY AND TERMS OF THE 2015 OFFERING, INCLUDING THE MERITS AND RISKS INVOLVED.**

**NEITHER THE OFFICE OF THE KANSAS SECURITIES COMMISSIONER, THE SEC NOR ANY OTHER SECURITIES REGULATOR HAS APPROVED, DISAPPROVED, ENDORSED, OR RECOMMENDED THIS 2015 OFFERING. NO INDEPENDENT PERSON HAS CONFIRMED THE ACCURACY OR TRUTHFULNESS OF THIS POST-EFFECTIVE AMENDMENT, NOR WHETHER IT IS COMPLETE. ANY CONTRARY REPRESENTATION IS ILLEGAL.**

**THE SHARES ARE SPECULATIVE AND INVOLVE A HIGH DEGREE OF RISK AND IMMEDIATE DILUTION. PROSPECTIVE PURCHASERS SHOULD BE PREPARED TO SUSTAIN A LOSS OF THEIR ENTIRE INVESTMENT.**

**NO DEALER, SALESMAN OR OTHER PERSON IS AUTHORIZED TO MAKE ANY REPRESENTATION ON BEHALF OF THE COMPANY OTHER THAN THOSE CONTAINED IN THIS POST-EFFECTIVE AMENDMENT AND, IF GIVEN OR MADE, ANY SUCH REPRESENTATION MUST NOT BE RELIED UPON AS HAVING BEEN AUTHORIZED.**

**THIS POST-EFFECTIVE AMENDMENT DOES NOT CONSTITUTE AN OFFER OR SOLICITATION TO ANYONE IN ANY STATE OR JURISDICTION OTHER THAN THE STATE OF KANSAS.**

	Price to Purchasers of Additional Shares	Selling Commissions (not to exceed)	Proceeds to Company from Additional Shares
Per Share	\$7.00	\$0.70	\$6.30
Minimum Offering	None	-0-	-0-
Completed/Maximum Offering	\$10,500,000	\$1,050,000	\$9,450,000

## Table of Contents

Post-Effective Amendment Summary .....	1
Risk Factors.....	2
Dilution-Accretion.....	7
Purpose of the Offering and Use of Proceeds .....	9
The Company.....	10
Products, the Business and Marketing Plan.....	13
Management's Discussion and Analysis of Financial Condition and Results of Operations .....	16
Financial Statements.....	31
Description of Securities.....	31
Management.....	31
Remuneration of Management.....	35
Security Ownership and Board Compensation .....	36
Interest of Management and Others in Certain Transactions.....	36
Shares Eligible for Future Sales.....	36
Plan of Distribution .....	37
Capitalization .....	37
Legal Matters.....	38
Independent Auditors.....	38
Annual Reports to Stockholders.....	38
Form of Subscription Agreement – Exhibit A .....	39
Financial Statements – Appendix I .....	42

## Post-Effective Amendment Summary

The following summary is qualified in its entirety by the more detailed information and financial statements included as Appendix I to this Post-Effective Amendment and provided on our website at [www.usalliancecorporation.com](http://www.usalliancecorporation.com).

### THE COMPANY

US Alliance Corporation ("USAC" or the "Company") was formed as a Kansas corporation on April 24, 2009 to raise capital to form a new Kansas-based life insurance company. Our offices are located at 1303 SW First American Place, Suite 200, Topeka, Kansas 66604. Our telephone number is 785-228-0200 and our website address is [www.usalliancecorporation.com](http://www.usalliancecorporation.com).

Our five wholly-owned operating subsidiaries are: US Alliance Life and Security Company ("USALSC") formed June 9, 2011, to serve as our life insurance company; US Alliance Marketing Corporation ("USAMC") formed April 23, 2012, to serve as a marketing resource; US Alliance Investment Corporation ("USAIC") formed April 23, 2012 to serve as investment manager for USAC; Dakota Capital Life Insurance Company ("DCLIC"), acquired by the Company on August 1, 2017 in connection with USAC's merger with Northern Plains Capital Corporation ("NPCC"); and US Alliance Life and Security Company - Montana ("USALSC-Montana"), which was acquired December 14, 2018. Both DCLIC and USALSC-Montana are wholly-owned subsidiaries of USALSC. References in this registration statement to "we", "us", "our", or the "Company" refer collectively to USAC and its subsidiaries unless the context otherwise indicates.

We initially capitalized our subsidiaries with proceeds from intrastate public offering(s) registered by qualification with the office of Kansas Securities Commissioner.

### The Offering

Additional Shares offered by the Company to residents of Kansas.....	A maximum of 1,500,000 Additional Shares at a purchase price of \$7.00 per Additional Share
Common Stock outstanding before Offering .....	4,232,400 Shares
Common Stock issued with our Merger with NPCC.....	1,644,458 Shares
Common Stock outstanding after 2015 Offering and maximum offering amount of Additional Shares.....	8,693,706 Shares
Plan of Distribution.....	Shares will be sold to Subscribers who are residents of the state of Kansas through registered agents of the Company on a "best efforts" basis. The agents will receive a direct commission based upon such sales not to exceed 10%.
Term of 2015 Offering.....	The 2015 Offering will continue until the earlier of the sale of all of the Shares or February 24, 2022 subject to the right of the Company to terminate or extend the 2015 Offering.
Use of Proceeds.....	To finance the growth of USALSC and provide working capital for USAC.

## Risk Factors

The purchase of the Shares offered hereby entails a degree of risk. In analyzing this offer, Subscribers should carefully consider, among other things, including the information contained elsewhere in this Post-Effective Amendment, the following:

### **Risks Associated with an Investment in USAC Stock**

We face many significant risks in the operating of our business and may face significant unforeseen risks as well. Our significant material risks are set forth below:

**SHARE OWNERSHIP RISK** - An investment in our voting common stock is speculative. Shares of our voting common stock constitute a high-risk investment in a developing business that has accumulated losses to date. No assurance or guaranty can be given that any of the potential benefits envisioned by our business plan will prove to be available to our stockholders, nor can any assurance or guaranty be given as to the actual amount of financial return, if any, which may result from ownership of our voting Common Stock. **The entire value of the shares of USAC Common Stock may be lost.**

**OPERATING RISK** - We face the risks inherent in establishing a business, including limited capital, challenging product markets, lack of significant revenues, as well as competition from better capitalized and more seasoned companies. We have no control over general economic conditions, competitors' products or their pricing, customer demand, costs of marketing or advertising and hacking of our administrative systems. There can be no assurance that our life insurance operations will be successful. The likelihood of any success must be considered in light of our history of operations and accumulated operating losses to date. These risks make it difficult to accurately predict our future revenues or results of operations. As a result, our financial results fluctuate. The Company evaluates the financial condition of its reinsurers to minimize its exposure to losses from reinsurer insolvencies. Management believes that any liabilities arising from this contingency would not be material to the Company's financial position. Additional Operating Risks include:

**BREACH OF INTERNAL CONTROLS/FRAUD** – Internal controls are established on all aspects of the business. If internal controls are breached, fraud, incorrect payment of funds, incorrect claim processing, or other material issues within the company could result. Fraud from internal or external sources will hurt profitability and strain and limit financial resources needed for company to grow.

**CYBER ATTACK** – A variety of cyber attacks can leave the company vulnerable to loss or theft of data, systems shutdown and a large-scale timeframe of being unable to conduct business related activities.

**DEFICIENCY OF INTERNAL CONTROLS OVER FINANCIAL REPORTING** – A deficiency of internal controls could leave assets vulnerable from accidental loss or loss from fraud. The integrity of the information used to make accurate business decisions could be compromised and could lead to being not in compliance with many federal, state and local laws and regulations affecting the operation of the business.

**STRUCTURAL RISK/SYSTEMS RISK** – The loss of primary, secondary and back-up power systems at office or at cloud data facilities, failure of networking devices, file servers, server crashes or undiagnosed errors masked by automated failure detection systems can lead to catastrophic failure of core systems and large scale downtime events.

**REINSURANCE RELATIONSHIP RISK** – The Company relies upon its reinsurers to provide expertise, financial strength, and growth opportunities and they play a key role in the success of the Company. The loss of a key reinsurance relationship could impact the future success of the Company.

**LIQUIDITY RISK** – While USAC is considered a public company by the SEC, there is no public market for USAC Common Stock, and there is no assurance that one will develop or be sustained, or that USAC Common Stock will become publicly traded. As noted in the 2015 prospectus and subsequent post-effective amendments which have been filed with the office of the Security Commissioners in Kansas, it may be difficult to sell shares of USAC Common Stock. Our securities are not listed for trading on any national securities exchange nor are bid or asked quotations reported in any over-the-counter quotation service and we do not intend to seek any such listing in the foreseeable future.

**PROFITABILITY** - As is common among small life insurance companies, we have incurred significant losses. As of December 31, 2020 we had a consolidated accumulated deficit of \$9.1 million. These losses were attributable primarily to costs of administration, the substantial nonrecurring costs of writing new life insurance (which are deferred and amortized in accordance with our deferred acquisition policy) and include first year commissions payable to insurance agents, medical and investigation expenses as well as other expenses incidental to the issuance of new policies as well as with the reserves required to be established for each policy. The Company was profitable for the first time in 2019 and was profitable again in 2020.

**DIVIDENDS** - We have not paid a cash dividend on USAC Common Stock and we do not anticipate paying a cash dividend in the foreseeable future. We intend to retain available funds to be used in the expansion of operations. The success of any investment in USAC Common Stock will depend upon any future appreciation in its value which depends upon the success of our life insurance subsidiaries. We cannot guarantee that our common stock will appreciate in value or achieve or maintain a value equal to the price at which shares were purchased. Further, a market may never develop to sell shares of USAC Common Stock.

**CAPITAL RISK** - The law requires adequate capital and surplus calculated in accordance with statutory accounting principles prescribed by state insurance regulatory authorities to meet regulatory requirements. The amount of capital and surplus required is based on certain “risk-based capital” standards established by statute and regulation and administered by regulators. The “risk-based capital” system establishes a framework for evaluating the adequacy of the minimum amount of capital and surplus, calculated in accordance with statutory accounting principles, necessary for an insurance company to support its overall business operations. If we fail to maintain required capital levels, our ability to conduct business would be compromised.

**DILUTION RISK** - We continue to conduct additional offerings of our securities to raise additional capital to fund our growth. In February, 2010, we filed a prospectus with the Kansas Securities Commission to register shares of USAC Common Stock and warrants to purchase USAC Common Stock. In February 2015, we filed a Prospectus with the Kansas Securities Commission to register the common stock to be issued upon the exercise of the warrants, and in January 2016, filed a Supplement to the Prospectus to register an additional 1,500,000 shares of USAC Common Stock. This offering has been renewed annually by post-effective amendments to the original 2015 offering. We also commenced a private placement of USAC Common Stock in North Dakota in 2017. Any additional offerings of USAC securities that we may conduct in the future will reduce the ownership percentage of existing stockholders and be accretive to existing stockholder book value.

**KEY EXECUTIVE RISK** - The loss of services from a key executive could have a material adverse effect on our ability to execute our business plan. This could hamper profitability, response time, productivity, image, reputation and confidence.

**SEC REGISTRATION** - USAC is a public company as defined by the securities and exchange commission. As such, we incur significant legal, accounting and other expenses under the Exchange Act and the Sarbanes-Oxley Act of 2002, as well as rules subsequently implemented by the SEC. These rules impose various requirements on public companies, including requiring establishment and maintenance of effective disclosure and financial controls and appropriate corporate governance practices. Our management and other personnel are required to devote a substantial amount of time to these compliance requirements. Moreover, these rules and regulations increase our legal and financial compliance costs and are time-consuming and costly.

**EMERGING GROWTH COMPANY** - We are an “emerging growth company,” as defined in the JOBS Act. We will remain an “emerging growth company” for up to five years. However, if our non-convertible debt issued within a three-year period or revenues exceeds \$1 billion, or the market value of our ordinary shares that are held by non-affiliates exceeds \$700 million on the last day of the second fiscal quarter of any given fiscal year, we would cease to be an emerging growth company as of the following fiscal year. As an emerging growth company, we are not being required to comply with the auditor attestation requirements of section 404 of the Sarbanes-Oxley Act, we have reduced disclosure obligations regarding executive compensation in our periodic reports and proxy statements, and we are exempt from the requirements of holding a nonbinding advisory vote on executive compensation and stockholder approval of any golden parachute payments not previously approved.

Further, Section 102(b)(1) of the JOBS Act exempts emerging growth companies from being required to comply with new or revised financial accounting standards until private companies (that is, those that have not had a Securities Act registration statement declared effective or do not have a class of securities registered under the Exchange Act) are required to comply with the new or revised financial accounting standards. The JOBS Act provides that a company can elect to opt out of the extended transition period and comply with the requirements that apply to non-emerging growth companies but any such an election to opt out is irrevocable. We have elected not to opt out of such extended transition period which means that when a standard is issued or revised and it has different application dates for public or private companies, we, as an emerging growth company, will not adopt the new or revised standard until the time private companies are required to adopt the new or revised standard. This may make comparison of our financial statements with another public company which is neither an emerging growth company nor an emerging growth company which has opted out of using the extended transition period difficult because of the potential differences in accounting standards used.

**POTENTIAL ACQUISITION RISK** - In addition to our organic growth plans, we plan to pursue strategic acquisitions of insurance related companies that meet our acquisition criteria. However, suitable acquisition candidates may not be available on terms and conditions that are economically beneficial to us. In pursuing acquisitions, we compete with other companies, who may have greater financial and other resources than us. Further, if we succeed in consummating acquisitions, our business, financial condition and results of operations may be negatively affected.

- An acquired business may not achieve anticipated revenues, earnings or cash flows;
- We may assume liabilities that were not disclosed or exceed estimates;
- We may be unable to integrate acquired businesses successfully and realize anticipated economic, operational and other benefits in a timely manner;
- Acquisitions could disrupt our on-going business, distract our management and divert our financial and human resources;
- We may experience difficulties operating in markets in which we have no or only limited direct experience; and
- There is the potential for loss of customers and key employees of any acquired company.

**MARKETING STRATEGY RISK** - Premium written depends primarily on our products, product pricing and ability to choose and timely and adequately train and motivate agents, producers, and brokers to sell our products.

Large life companies who have greater financial resources, longer business histories, and who may have more products present significant competition to smaller insurance companies. These larger companies also generally have large distribution opportunities which makes it difficult to build a small company.

Independent agents are not required to sell the Company’s products and are free to sell products from other

licensed companies. We are committed to working to educate and incentivize independent agents to sell our products.

**THE COMPANY'S INVESTMENTS ARE SUBJECT TO MARKET AND CREDIT RISKS** - Our invested assets, are subject to customary risks of credit defaults and changes in fair value. Factors that may affect the overall default rate on and fair value of the Company's invested assets include interest rate levels and changes, availability and cost of liquidity, financial market performance, and general economic conditions.

**NO INSURANCE RATING RISK** – USACSC, DCLIC, and USALSC-Montana have not been rated by a rating agency. The lack of a rating could result in loss of faith from producers, E&O carriers and consumers looking to get products from a rated company, as well as a negative impact on ability to compete with rated companies.

Insurance ratings reflect the rating agencies' opinion of an insurance company's history, financial strength, operating performance and ability to meet its obligations to policyholders. There can be no assurance that USALSC, DCLIC, or USALSC-Montana will be rated by a rating agency or that any rating, if and when received, will be favorable.

### **Risks Associated with Companies in the Life Insurance Industry, including USAC and its subsidiaries**

**GENERAL REGULATORY RISK** -All insurance operations are subject to government regulation in each of the states in which they conduct business. Such regulatory authority is vested in state agencies having broad administrative power dealing with all aspects of the insurance business, including premium rates, policy forms, and capital adequacy, and is concerned with the protection of policyholders rather than stockholders. Among other matters, the regulations require prior approval of acquisitions of insurance companies, solvency standards, licensing of insurers and their agents, investment restrictions, deposits of securities for the benefit of policyholders, approval of policy forms and premium rates, periodic examinations, and reserves for unearned premiums, losses and other matters.

Compliance with insurance regulation is costly and time consuming, requiring the filing of detailed annual reports, and the business and accounts are subject to examination by the applicable state insurance regulator.

Increased scrutiny has been placed upon the insurance regulatory framework during the past several years, and certain state legislatures have considered or enacted laws that alter, and in many cases increase, state authority to regulate insurance companies and insurance holding company systems. The National Association of Insurance Commissioners ("NAIC") and state insurance regulators reexamine existing laws and regulations on an ongoing basis, and focus on insurance company investments and solvency issues, risk-based capital guidelines, interpretations of existing laws, the development of new laws, the implementation of non-statutory guidelines and the circumstances under which dividends may be paid. Future NAIC initiatives, and other regulatory changes, could have a material adverse impact on the insurance industry. There is no assurance the regulatory requirements of the departments of insurance of their respective state of domicile or a similar department in any other state in which they may wish to transact business can be satisfied.

Individual state guaranty associations assess insurance companies to pay benefits to policyholders of insolvent or failed insurance companies. The amount of any future assessments to be made from known insolvencies cannot be predicted.

**REGULATORY FACTORS RISK** – Broad insurance laws in the states we do business give insurance regulators broad regulatory authority. Combined with the Dodd-Frank Wall Street Reform and Consumer Protection Act, this authority can allow regulators to interpret and implement additional rules that may take several years to complete. The ultimate outcome of regulatory rulemaking proceedings cannot be predicted with certainty and the regulations promulgated could have a material impact on consolidated financial results or financial condition.



The Dodd-Frank Wall Street Reform and Consumer Protection Act (the "Reform Act") reshaped financial regulations in the United States by creating new regulators, regulating new markets and firms, and providing additional enforcement powers to regulators. Virtually all major areas of the Reform Act continue to be subject to regulatory interpretation and implementation rules requiring rulemaking. The ultimate outcome of the regulatory rulemaking proceedings cannot be predicted. The regulations promulgated could have a material impact on consolidated financial results or financial condition.

**COMPETITION RISK** - Large life companies who have greater financial resources, longer business histories, and who may have more products present significant competition to smaller insurance companies. These larger companies also generally have large distribution opportunities which makes product distribution difficult to build a small company.

**ASSUMPTION RISK** - In the life insurance business, assumptions as to expected mortality, lapse rates and other factors in developing the pricing and other terms of life insurance products are made. These assumptions are based on industry experience and are reviewed and revised regularly by an outside actuary to reflect actual experience on a current basis. Variation of actual experience from that assumed in developing such terms may affect a product's profitability or sales volume and in turn adversely impact revenues.

**LIABILITY RISK** - Underestimating future policy benefits results in incurring additional expenses at the time a company becomes aware of the inadequacy. As a result, the ability to achieve profits would suffer as a result of such underestimates.

**INTEREST RATE RISK** - Spread is the difference between the amounts that the insurance company is required to pay under the contracts and the amounts the insurance company is able to earn on its investments intended to support its obligations under the contracts. Interest rate fluctuations could impair an insurance company's ability to pay policyholder benefits with operating and investment cash flows, cash on hand and other cash sources. Annuity products expose the risk that changes in interest rates will reduce any spread. Spread is a key component of revenues.

To the extent that interest rates credited are less than those generally available in the marketplace, policyholder lapses, policy loans and surrenders, and withdrawals of life insurance policies and annuity contracts may increase as contract holders seek to purchase products with higher returns. This process may result in cash outflows requiring that an insurance subsidiary sell investments as a time when the prices of those investments are adversely affected by the increase in market interest rates, which may result in realized investment losses.

Increases in market interest rates may negatively affect profitability in periods of increasing interest rates. The ability to replace invested assets with higher yielding assets needed to fund higher crediting rates that may be necessary to keep interest sensitive products competitive.

**LAPSE AND WITHDRAWAL RISK** - Policy lapses in excess of those actuarially anticipated would have a negative impact on financial performance. Profitability could be reduced if lapse and surrender rates exceed the assumptions upon which the insurance policies were priced. Policy sales costs are deferred and recognized over the life of a policy. Excess policy lapses, however, cause the immediate expensing or amortizing of deferred policy sales costs. In addition, some of our policies allow holders to withdraw all or some of the policy's value, and withdrawals beyond those anticipated could impact our business.

**OPERATIONAL RISK** - In the insurance industry, successful incorporation and functionality of the internal audit function, the evolution of financial and administrative internal controls to safeguard human, facility and financial assets electronically including anti-fraud initiatives and compliance with anti-money laundering requirements as well as an effective disaster recovery program and effective business continuity programs are necessary.

**TAX LAW RISK** - Congress considers legislation that could adversely affect the sale of life insurance products compared with other financial products. There can be no assurance as to whether such adverse legislation will be enacted or, if enacted, whether such legislation would contain provisions with possible adverse effects on any annuity and life insurance products that we and our operating subsidiaries develop.

Under the Internal Revenue Code, income taxes payable by policyholders on investment earnings is deferred during the accumulation period of certain life insurance and annuity products. This favorable tax treatment may give certain insurance products a competitive advantage over other non-insurance products. To the extent that the Internal Revenue Code may be revised to reduce the tax-deferred status of life insurance and annuity products, or to increase the tax-deferred status of competing products, insurance companies would be adversely affected with respect to their ability to sell products. Also, depending on grandfathering provisions, the surrenders of existing annuity contracts and life insurance policies might increase. In addition, life insurance products are often used to fund estate tax obligations. We cannot predict what future tax initiatives may be proposed with respect to the estate tax or other taxes which may adversely affect us.

**REINSURANCE RISK** -In order to manage the risk of financial exposure to adverse underwriting results, reinsurers accept a portion of the risk of other insurance companies. However, the direct insurer remains liable with respect to ceded insurance should any reinsurer fail to meet the obligations assumed by the reinsurer.

## **Dilution-Accretion**

As of December 31, 2020, the Company had an aggregate of 7,741,487 Shares of Common Stock outstanding and a net book value, as reflected on its balance sheet, of \$18,404,791 or approximately \$2.38 per Share. "Net book value per share" represents the Company's total assets less its liabilities, divided by the number of Shares of Common Stock outstanding.

After giving pro forma effect to the remaining 2015 Offering, and assuming all Additional Shares are purchased, for a total issuance of 956,219 Additional Shares, resulting in additional net proceeds of \$5,689,503, the Company will have 8,697,706 Shares of Common Stock outstanding, and a net book value of \$2.77 per Share. The Shares offered in the 2015 Offering to additional stockholders will experience an immediate dilution in net book value per Share of \$4.23. Such dilution represents the difference between the (i) 2015 Offering Additional Share price per Share and (ii) the net book value per Share immediately after completion of the 2015 Offering (assuming fully subscribed). The increase in book value per Share of Common Stock held by the stockholders as of December 31, 2020 (the "Existing Stockholders") would be solely attributable to the cash paid by purchasers of the Additional Shares.

However, to the extent Subscribers for Additional Shares are Existing Stockholders, such Subscribers will, following the completion of the 2015 Offering, experience an immediate accretion in their Shares.

The following table, which incorporates the preceding assumptions, illustrates such dilution or accretion per Share in net book value upon completion of the 2015 Offering (assuming fully subscribed):

	<u>If completed/maximum offering amount are sold</u>
Price per share of Shares to Purchasers of Additional Shares	\$7.00
Net book value per share as of December 31, 2020	\$2.38
Increase attributable to additional sale of Shares	\$0.39
Pro forma net book value after 2015 Offering	\$2.77
Dilution to Additional Share Purchaser	\$4.17

## Purpose of the Offering and Use of Proceeds

The following table summarizes the anticipated use of the gross proceeds from the sale of the Additional Shares, excluding the actual amount of warrants exercised, and assuming that all Additional Shares offered in the 2015 Offering are sold. It should be noted, however, that these figures are only estimates and are subject to change, particularly if less than all of the Shares being offered are sold. There can be no assurance that actual experience will approach this anticipated use of proceeds.

	<u>Maximum Offering Amount</u>	<u>(%) of Proceeds</u>
<b>Gross Offering Proceeds</b> (excludes effect of oversale)	\$10,500,000	100%
<b>Less Offering Expenses:</b>		
Selling Commissions <sup>(1)</sup>	\$1,050,000	10%
Other Offering Expenses <sup>(2)</sup>	<u>\$500,000</u>	<u>4.8%</u>
<b>Net Offering Proceeds <sup>(3)</sup></b>	<u>\$8,950,000</u>	85.2%
<b>Use of Net Offering Proceeds</b>		
(1) Reserve for Capital Contributions to USALSC	\$7,500,000	83.8%
OR		
(a) acquire existing life insurance company; and		
(b) acquire block of existing business		
(2) Working Capital	<u>\$1,450,000</u>	16.2%
Total Uses	<u>\$8,950,000</u>	

---

<sup>(1)</sup> The table assumes that total commissions will be 10%.

<sup>(2)</sup> Includes legal, accounting, registration fees, printing and mailing costs in connection with the 2015 Offering. Also includes agent recruiting, training and registration expenses, as well as amounts paid for prizes and bonuses to sales personnel in connection with their sales efforts.

<sup>(3)</sup> Net proceeds pending use will be invested in accordance with the Company's investment policy. The Company's investments are managed by NEAM, a wholly-owned subsidiary of Berkshire Hathaway.

## The Company

**Material Agreements and Partners** - Effective January 1, 2013, USALSC entered into a reinsurance agreement with Unified Life Insurance Company ("ULIC") to assume 20% of a certain block of health insurance policies. This agreement renews annually unless either party provides written notice of its intent not to renew at least 120 days prior to the expiration of the then-current term. The agreement provides for monthly settlement. For the year ended December 31, 2019, USALSC assumed premiums of \$3,909,810.

On September 1, 2015, USALSC entered into an agreement to provide certain insurance administrative functions, data processing systems, daily operational services, management consulting, and marketing development to Dakota Capital Life Insurance Company. This agreement has an initial term of 60 months (beginning on September 1, 2015), and requires 90-day advance written notice to terminate. In addition, the agreement requires that certain products will be exclusively administered by USALSC and administrative services with respect to such products may not be transferred without our consent. The agreement provides for monthly settlement. On August 1, 2017, DCLIC became a wholly-owned subsidiary of USALSC as described below. Subsequent to the acquisition of DCLIC, this agreement became an inter-company agreement and is eliminated as a part of the consolidation of the financial statements of the companies.

On August 1, 2017 the Company acquired NPCC pursuant to a Plan and Agreement of Merger dated May 23, 2017, under which Alliance Merger Sub, Inc. ("Acquisition"), a wholly owned subsidiary of the Company, merged with and into Northern Plains ("Merger") with Acquisition being the surviving company. Pursuant to the agreement, the Company exchanged .5841 shares of the Company's common stock for each share of Northern Plains common stock, or 1,644,458 shares. Subsequent to the merger, Acquisition was merged into the Company and DCLIC was contributed to USALSC.

On September 30, 2017, USALSC entered into a coinsurance agreement with American Life and Security Corporation ("ALSC") to assume 100% of a certain block of life insurance policies. USALSC is also the servicer of this block of policies. USALSC paid a ceding commission of \$1,850,000 and received \$7,153,663 from ALSC. The agreement will remain in effect until all liabilities associated with this block of policies have been satisfied.

On December 14, 2018, USALSC acquired Great Western Life Insurance Company (GWLIC) pursuant to Stock Purchase agreement entered into on October 11, 2018 with Great Western Insurance Company, a wholly-owned subsidiary of American Enterprise Group, Inc. USALSC paid \$500,000 to acquire all outstanding shares of GWLIC. Subsequent to the acquisition, GWLIC was renamed US Alliance Life and Security Company – Montana.

On April 15, 2020, with an effective date of January 1, 2020, USALSC entered into a second coinsurance agreement with ALSC (the "2020 ALSC Agreement") to assume a quota share percentage of a block of annuity policies. As of December 31, 2020, the Company had assumed \$50.1 million in annuity deposits under the 2020 ALSC Agreement.

On December 31, 2020, USALSC and ALSC agreed to terminate a portion of the 2017 ALSC Agreement, pursuant to an amendment to the 2017 ALSC Agreement. USALSC transferred assets of \$9,282,836 and received a ceding commission of \$927,000.

On December 31, 2020, DCLIC entered into an assumption agreement with ALSC where it acquired a certain block of life insurance policies (the "ALSC Assumption Agreement"). Under the ALSC Assumption Agreement, DCLIC becomes directly liable to the policyholders of this block of business. DCLIC received assets equaling \$9,282,836 and paid a ceding commission of \$927,000 to ALSC.

USAC uses the actuarial firm of Miller & Newberg to provide valuation, pricing and illustration actuarial services for USALSC and DCLIC.

**Investments** - USAC and USAIC contracted in 2013 with New England Asset Management (NEAM), a Berkshire Hathaway subsidiary, to manage the investments of USALSC and a portion of the investments of USAC. USALSC, DCLIC and USALSC-Montana have investment management agreements with USAIC, who has a sub-advisory agreement with NEAM. DCLIC was added to this agreement on August 1, 2017 and USALSC-Montana was added to this agreement on December 14, 2018. The investment parameters are determined by Kansas law, the KID, the North Dakota Insurance Department, and the Montana Insurance Department, as well as the internal investment policies of USALSC, DCLIC, USALSC-Montana and USAC.

As a part of its 2020 ALSC Agreement, USALSC contracted with 1505 Capital LLC ("1505 Capital") to provide investment services on the assets supporting this agreement.

USAC internally manages a portfolio of equities within its investment policy guidelines (as modified from time to time, "Investment Policy"), which consider type of investments and investment instruments, and establishes diversification benchmarks to help manage investment risk. USAC's investment in its subsidiaries is managed outside of its Investment Policy.

The USAC Investment Policy may be modified by USAC's Board of Directors (the "Board" or "Board of Directors") in compliance with applicable law.

The following summarizes USAC's Investment Policy, effective September 13, 2018 as amended:

*Approved Investment Instruments.* We may invest in the following approved investment classes in accordance with the restrictions and subject to the benchmark ranges set forth in our Investment Policy and described below:

- ◆ United States Government Securities - bonds or other evidences of indebtedness that are fully guaranteed or insured by the U.S. Government or any agency or instrumentality thereof.
- ◆ Securities of the District of Columbia, State, Insular or Territorial Possession Government of the United States - bonds or other evidences of indebtedness, without limitation, of the District of Columbia, State, or any political subdivision of such, or Insular or Territorial Possession of the United States.
- ◆ Canadian Government, Provincial and Municipal Obligations - bonds or other evidences of indebtedness issued by the Dominion of Canada, or by any Province thereof, or by any municipality, agency or instrumentality thereof.
- ◆ Interests - preferred stocks, common stocks, mutual funds, exchange traded funds, master limited partnerships and other securities representing equity ownership interests in a corporation, provided that we may not own more than 2% of any corporation, mutual fund, exchange traded fund, master limited partnership or other equity security.
- ◆ Real Estate - real estate for use in the operations of the Company, which we refer to as "Home Office Real Estate," or for the production of income. We may also invest in shares of beneficial interest in or obligations issued by a Real Estate Investment Trust qualified under pertinent sections of the United States Internal Revenue Code.
- ◆ Mortgage Loans - first-lien mortgage loans on commercial or residential property with loan to value of no greater than 80% at the time of purchase.
- ◆ Collateral Loans - loans secured by collateral consisting of a pledge of bonds, mortgages, securities, stock or evidence of indebtedness qualified in article 2b of chapter 40 of the Kansas Statutes Annotated, and amendments thereto. Except, the amount of the loan shall not exceed 80% of the market value of the asset securing the loan. In addition, all restrictions, limitations or conditions placed on any investment authorized within article 2b of chapter 40 of the Kansas Statutes Annotated, and amendments thereto, shall apply to the collateral pledged to the payment of loans authorized in this section.

- ◆ Mortgage - Backed Securities - mortgage-backed securities issued by the Federal Home Loan Mortgage Corporation (Freddie Mac), Federal National Mortgage Association (Fannie Mae), or a private entity. Any such securities must be rated investment grade by Moody's, S&P or Fitch.
- ◆ Asset-Backed Securities - asset-backed securities designated as investment grade by Moody's, S&P or Fitch or the equivalent rating by another nationally recognized statistical rating organization.
- ◆ Certificates of Deposit, Time Deposits, Overnight Bank Deposits, Banker's Acceptances and Repurchase Agreements - certificates of deposit, time deposits, overnight bank deposits, banker's acceptances issued by federally insured banks with maturities of 270 days or less from the date of acquisition, repurchase agreements with acceptable collateral and maturities of 270 days or less from date of acquisition.
- ◆ Commercial Paper - commercial paper of US corporations that are rated at least "A-2" by S&P or "P-2" by Moody's or the equivalent rating of another nationally recognized statistical rating organization if S&P or Moody's cease publishing ratings of these securities, and have maturities of 270 days or less from the date of acquisition.
- ◆ Money Market Accounts or Funds - money market accounts or funds that meet the following criteria:
  - A substantial portion of the assets of the money market account or fund must be comprised of certain qualifying investments instruments;
  - Issuers of the fund or account's investments must have a combined capital and surplus in excess of \$500,000,000;
  - Maturities of 270 days or less from the date of acquisition;
  - Have net assets of not less than \$500,000,000; and
  - Have the highest rating available of S&P, Moody's, or Fitch, or carry an equivalent rating by a nationally recognized statistical rating organization if the named rating agencies cease publishing ratings of investments.
- *Diversification.* Our portfolio is constructed to diversify risk with respect to asset class, geographical location, quality, maturity, business sector and individual issuer and issue concentrations.
- *Benchmarks.* We benchmark the allocation of our investments based on the criteria set forth in the table below to help assure our investments are appropriately diversified. The benchmarks may change to respond to market conditions. Based on market conditions and other considerations, investments in the approved investment instruments described are maintained in the following ranges:

**% of Portfolio Cost Value**

<b>Asset Class</b>	<b>Minimum</b>	<b>Maximum</b>
Cash/Short Term	0%	100%
Investment Grade Fixed Income	20%	100%
High Yield Fixed Income	0%	15%
Equity	0%	50%
Mortgage and Mortgage related	0%	50%
Real Estate (including REITs)	0%	20%

The Executive Committee of our Board of Directors may modify the above benchmark ranges at any time deemed appropriate based on current conditions. Any such modifications will be subject to

approval by the full Board of Directors at its next regularly scheduled meeting. USALSC's, DCLIC's, and USALSC-Montana's investment policy, as a regulated insurance entity, contains additional investment limitations as required by law.

- *Reporting.* The President, CEO, or their respective designees shall provide monthly reports to the Board of Directors reflecting the securities purchased and sold during the month, securities held at the end of the month, current benchmarks and an overall evaluation of the portfolio's investment performance.
- *Compliance Measurement.* The limits shall be based on the total invested assets of US Alliance Corporation and all its subsidiaries.

**Marketing and Distribution** - USALSC and DCLIC use independent consultants and referrals to market its products and build distribution channels among funeral homes, banks, accountants, independent insurance agencies, agents, insurance brokerage firms, business owners and other distribution channels as opportunities arise. USALSC and DCLIC works with other insurance companies who have captive or non-captive agents to broaden their product offerings.

**Employees** - As of December 31, 2020, USAC and its subsidiaries have twelve full-time employees and one part-time employee.

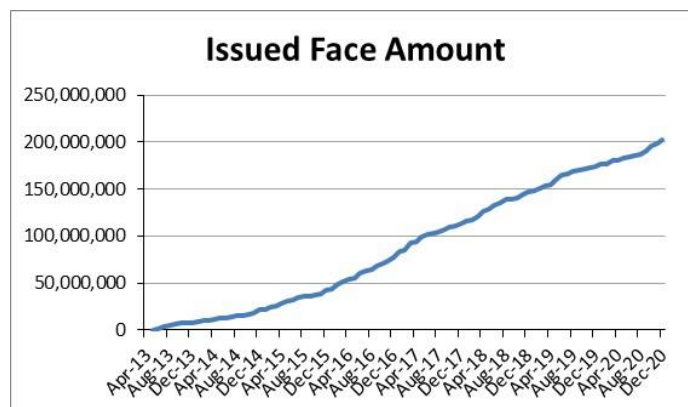
**Reports to Security Holders** - We provide reports to our stockholders, along with our audited year-end financial statements. In addition, all periodic reports and other information we file with the U.S. Securities and Exchange Commission (the "SEC") are available for inspection and copying at the public reference facilities of the Securities and Exchange Commission located at 100 F Street N E, Washington, D C 20549.

Copies of such material may be obtained by mail from the Public Reference Section of the Securities and Exchange Commission, 100 F Street, N E, Washington, D.C. 20549, at prescribed rates.

Information on the operation of the Public Reference Room may be obtained by calling the SEC at 1-800-SEC-0330. In addition, the Commission maintains a World Wide Website on the Internet at: <http://www.sec.gov> that contains reports, proxy and information statements and other information regarding registrants, including USAC, that file electronically with the SEC. You may also find this information on our website (<http://www.usalliancecorporation.com>).

**Legal Proceedings** - Neither the Company nor any of its principals are presently engaged in any material pending litigation which might have an adverse impact on its net assets.

## Products, the Business and Marketing Plan





USALSC received a Certificate of Authority from the Kansas Insurance Department ("KID") effective January 2, 2012, and sold its first insurance product on May 1, 2013. USALSC currently offers the following eight product categories:

- Solid Solutions Term Life Series®, Registered Trademark No. 4,740,828. This simplified issue term life insurance product is designed to provide coverage with a face value of \$250,000 or less. This product features limited underwriting and is offered with 10, 20, 25, and 30 year terms.
- Sound Solutions Term Life Series®, Registered Trademark No. 4,740,827. This is a fully underwritten term life insurance product designed to provide coverage for higher face amounts. This product features multiple risk classifications and is offered with 15, 20, 25 and 30 year terms.
- Pioneer Whole Life. This is a traditional whole life insurance product designed to provide permanent coverage with a limited premium paying period. This product is sold with death benefits typically ranging from \$25,000 to \$100,000.
- Legacy Juvenile Series®, Registered Trademark No. 4,577,835. This product is term life insurance to age 25 available for purchase on children up to the age of 16 in an amount of \$10,000 or \$20,000 with a one-time premium payment.
- American Annuity Series®, Registered Trademark No. 4,582,074. This product is a flexible premium deferred annuity with initial rates guaranteed for five years by company practice.
- Thoughtful Pre-Need Series®, Registered Trademark No. 4,620,073. This series of products includes a single or multiple pay premium pre-need whole life insurance policy sold by funeral directors who are licensed by the KID in conjunction with a preplanned funeral. This product is typically sold with smaller death benefits than our traditional Pioneer Whole Life.
- Group Products. This is a series of group non-medical insurance products developed for the small group marketplace. These products are sold to employers and provide benefits for their employees. Our group suite of products includes group term life insurance, group long term disability, and group short term disability.
- Critical Illness. This individual policy provides cash benefits to the insured should certain defined illnesses or injuries occur.

Our single pay life products (which include our Juvenile and Pre-Need products) accounted for 61% of 2020 direct premium revenue. Our individual life and Critical Illness products (which include Term Life and Whole Life products) accounted for 21% of 2020 direct premium revenue. Our group products accounted for 18% of 2020 direct written premiums.

USALSC seeks opportunities to develop and market additional products.

Our business model also seeks the acquisition by USAC and/or its subsidiaries of other insurance and insurance related companies, including third-party administrators, marketing organizations, and rights to blocks of insurance business through reinsurance or other transactions.

Currently, USALSC has the following strategic alliances:

1. NEAM, a wholly-owned subsidiary of Berkshire Hathaway, serves as the investment manager for USALSC, DCLIC, USALSC-Montana, and USAC and the proceeds of this public offering;
2. Optimum Re, an A- rated company, provides reinsurance for USALSC and DCLIC on Solid Solutions Term and Pioneer Whole Life products;
3. Gen Re Life Corporation, wholly-owned subsidiary of Berkshire Hathaway, an A++ rated company, provides reinsurance for USALSC and DCLIC on the Sound Solutions Term and Group Life products;

4. Hartford Group Reinsurance Plus, an A rated insurance company, provides reinsurance for USALSC and DCLIC on our short term and long term group disability products;
5. Unified Life Insurance Company, a B++ rated life insurance company from whom we assume business under a coinsurance treaty. This transaction provides an additional revenue opportunity for the Company;
6. Kerber, Eck & Braeckel LLP provides audit services for USAC and its subsidiaries;
7. Strohm Ballweg, LLP, provides statutory accounting functions for USALSC, DCLIC and USALSC-Montana;
8. United Systems and Software Inc. (USSI) provides USALSC a fully integrated insurance administrative system of policy administration, agency administration, imaging, customer and agent portals, integrated ledger, unique customer ID and in 2015, an online application system;
9. USALSC provides certain insurance administrative functions, data processing systems, daily operation services, management consulting, and marketing development services for Dakota Capital Life Insurance Company. As of December 31, 2019, we are providing administrative services on over 700 policies;
10. Miller & Newberg, Inc. provides actuarial services for USALSC, DCLIC and USALSC - Montana; and
11. Century Dynamic Technology Solutions provides IT solutions for USAC and its subsidiaries.

We are authorized in Kansas, North Dakota, South Dakota, Missouri, Nebraska, Montana, Oklahoma, and Wyoming. Our distribution channel base consists of over 750 producers in seven states in which we have operating authority.

We continue to develop our fully integrated online systems for applications and enrollments.

We intend to aggressively pursue distribution reinsurance agreements with other small life insurance companies. Currently we have those relationships with Unified Life Insurance Company (Texas) and Dakota Capital Life Insurance Company (North Dakota).

We intend to continue our relationship with the Kansas Funeral Directors Trust and look for expansion opportunities therein.

Goals outlined in our business plan in 2019 and 2020 included:

- A. Maintain Risk Based Capital No Less Than 350%
- B. Increase Organic Sales
  1. Revise Product Mix
    - a. Enhance current distribution network opportunities
    - b. Attract larger, more successful distribution channels
    - c. Focus on group product opportunities
  2. Develop Relationship Based Producers
  3. Continue to build and expand pre-need opportunities
  4. Enhance relationship with Hartford GRP
  5. Seek niche market opportunities
  6. Develop direct to consumer distribution
  7. Provide products for other insurers
- C. Technology
  1. Significant & User-Friendly Access
  2. Update Administrative Systems

- 3. Manage Data – CRM System Evaluation & Acquisition
- D. Third Party Administration
  - 1. Continue Fraternal Strategy
  - 2. Leverage our product portfolio into TPA opportunities
- E. Blocks of Business – Repeat American Life and Security Corp. Transaction
  - 1. Accretive
  - 2. Manageable
  - 3. Fit Our Conservation Strategy
  - 4. Provide conservation to other insurers with closed blocks
- F. Life Company Acquisition
  - 1. Continue to search for opportunities
- G. Maintain & Grow Our Relationship with Kansas Insurance Dept.
  - 1. Maintain & Grow Our Relationship with North Dakota Insurance Dept. (DCLIC)
  - 2. Maintain & Grow Our Relationship with Montana Insurance Dept. (USALSC-Montana)
- H. Develop, Manage Relationships in States with Certificate of Authority
  - 1. Missouri
  - 2. Nebraska
  - 3. Oklahoma
  - 4. South Dakota (DCLIC)
- I. Utilize Membership in Federal Home Loan Bank
  - 1. Capital & Surplus Strategy
  - 2. Mortgage Strategy
  - 3. Leverage Strategy
- J. Independent Insurance Agents

Our producers fall into the following categories: funeral directors, independent insurance agents, tax preparers, accountants, bankers, and group insurance brokers.

There is no assurance USAC will successfully and timely implement these strategies and if other opportunities arise, management may elect to alter this strategy. Proceeds realized from this offering increase the probability USAC can execute, and/or alter its business plan, successfully.

## **Management’s Discussion and Analysis of Financial Condition and Results of Operations**

*The following discussion should be read in conjunction with our condensed consolidated financial statements and notes thereto included in this Form 10-K. In connection with, and because we desire to take advantage of, the “safe harbor” provisions of the Private Securities Litigation Reform Act of 1995, we caution readers regarding certain forward looking statements in the following discussion and elsewhere in this report and in any other statement made by, or on our behalf, whether or not in future filings with the Securities and Exchange Commission. Forward looking statements are statements not based on historical information and which relate to future operations, strategies, financial results or other developments. Forward looking statements are necessarily based upon estimates and assumptions that are inherently subject to significant business, economic and competitive uncertainties and contingencies, including those relating to the Covid-19 pandemic, many of which are beyond our control and many of which, with respect to future business decisions, are subject to change. These uncertainties and contingencies can affect actual results and could cause actual results to differ materially from those expressed in any forward looking statements made by, or on our behalf. We disclaim any obligation to update forward looking statements.*

## **Overview**

USAC was formed as a Kansas corporation on April 24, 2009 for the purpose of raising capital to form a new Kansas-based life insurance company. We presently conduct our business through our five wholly-owned subsidiaries: USALSC, a life insurance corporation; DCLIC, a life insurance corporation; USALSC-Montana, a life insurance corporation; USAMC, an insurance marketing corporation; and USAIC, an investment management corporation

On January 2, 2012, USALSC was issued a Certificate of Authority to conduct life insurance business in the State of Kansas. We began third party administrative services in 2015.

On August 1, 2017, the Company merged with Northern Plains Capital Corporation with the Company being the ultimate surviving entity. As a result of this merger, the Company acquired Dakota Capital Life Insurance Company which became a wholly owned subsidiary of USALSC.

On December 14, 2018, the Company acquired Great Western Life Insurance Company. Great Western Life Insurance Company was renamed US Alliance Life and Security Company – Montana and is a subsidiary of USALSC.

The Company assumes business under three reinsurance treaties. On January 1, 2013, the Company entered into an agreement to assume 20% of a certain block of health insurance policies from Unified Life Insurance Company. On September 30, 2017, the Company entered into the 2017 ALSC Agreement to assume 100% of a certain block of life insurance policies from ALSC. On April 15, 2020, with an effective date of January 1, 2020, the Company entered into the 2020 ALSC Agreement to assume a quota share percentage of a block of annuity policies. As of December 31, 2020, the Company had assumed \$50.1 million in annuity deposits under the 2020 ALSC Agreement. Effective December 31, 2020 USALSC entered into an agreement with ALSC, which provided for ASLC to recapture all reserves previously ceded to USALSC with respect to a portion of the 2017 ALSC Agreement. USALSC and ASLC agreed that the commuted business shall be discharged by USALSC's transfer of invested assets and cash in the amount of \$9,181,100. As part of the transaction the Company released \$10,972,785 in reserve liabilities and \$1,146,156 of deferred acquisition costs, resulting in a commutation gain of \$543,794, which is recorded in other income.

## **Critical Accounting Policies and Estimates**

Our accounting and reporting policies are in accordance with GAAP. Preparation of the consolidated financial statements requires us to make estimates and judgments that affect the reported amounts of assets, liabilities, revenues and expenses. The following is an explanation of our accounting policies and the estimates considered most significant by management. These accounting policies inherently require significant judgment and assumptions and actual operating results could differ significantly from management's estimates determined using these policies. We believe the following accounting policies, judgments and estimates are the most critical to the understanding of our results of operations and financial position. A detailed discussion of significant accounting policies is provided in this report in the Notes to Consolidated Financial Statements included with this annual report.

## **Valuation of Investments**

The Company's principal investments are in fixed maturity, mortgages, and equity securities. Fixed maturity and equity securities, classified as available for sale, are carried at their fair value in the consolidated balance sheets, with unrealized gains or losses recorded in comprehensive income. Our fixed income investment manager utilizes external independent third-party pricing services to determine the fair values of investment securities available for sale.

We have a policy and process in place to identify securities that could potentially have an impairment that is other-than-temporary. The assessment of whether impairments have occurred is based on a case-by-case

evaluation of underlying reasons for the decline in fair value. We consider severity of impairment, duration of impairment, forecasted recovery period, industry outlook, financial condition of the issuer, issuer credit ratings and whether we intend to sell a security, or it is more likely than not that we would be required to sell a security, prior to the recovery of the amortized cost. NEAM and 1505 Capital, our investment managers, provide support to the Company in making these determinations.

The recognition of other-than-temporary impairment losses on debt securities is dependent on the facts and circumstances related to the specific security. If we intend to sell a security or it is more likely than not that we would be required to sell a security prior to recovery of the amortized cost, the difference between amortized cost and fair value is recognized in the income statement as an other-than-temporary impairment. Our membership in the Federal Home Loan Bank ("FHLB") provides additional liquidity which further reduces the likelihood that we would be required to sell a security prior to recovery. As it relates to debt securities, if we do not expect to recover the amortized basis, do not plan to sell the security and if it is not more likely than not that we would be required to sell a security before the recovery of its amortized cost, the other-than-temporary impairment would be recognized. We would recognize the credit loss portion through earnings in the income statement and the noncredit loss portion in accumulated other comprehensive loss.

### ***Deferred Acquisition Costs***

Incremental direct costs, net of amounts ceded to reinsurers, that result directly from and are essential to a product sale and would not have been incurred by us had the sale not occurred, are capitalized, to the extent recoverable, and amortized over the life of the premiums produced. Recoverability of deferred acquisition costs is evaluated periodically by comparing the current estimate of the present value of expected pretax future profits to the unamortized asset balance. If this current estimate is less than the existing balance, the difference is charged to expense.

### ***Value of Business Acquired***

Value of business acquired ("VOBA") represents the estimated value assigned to purchased companies or insurance in- force of the assumed policy obligations at the date of acquisition of a block of policies. At least annually, a review is performed of the models and the assumptions used to develop expected future profits, based upon management's current view of future events. VOBA is reviewed on an ongoing basis to determine that the unamortized portion does not exceed the expected recoverable amounts. Management's view primarily reflects our experience but can also reflect emerging trends within the industry. Short-term deviations in experience affect the amortization of VOBA in the period, but do not necessarily indicate that a change to the long-term assumptions of future experience is warranted. If it is determined that it is appropriate to change the assumptions related to future experience, then an unlocking adjustment is recognized for the block of business being evaluated. Certain assumptions, such as interest spreads and surrender rates, may be interrelated. As such, unlocking adjustments often reflect revisions to multiple assumptions. The VOBA balance is immediately impacted by any assumption changes, with the change reflected through the statements of comprehensive income as an unlocking adjustment in the amount of VOBA amortized. These adjustments can be positive or negative with adjustments reducing amortization limited to amounts previously deferred plus interest accrued through the date of the adjustment.

In addition, we may consider refinements in estimates due to improved capabilities resulting from administrative or actuarial system upgrades. We consider such enhancements to determine whether and to what extent they are associated with prior periods or simply improvements in the projection of future expected gross profits due to improved functionality. To the extent they represent such improvements, these items are applied to the appropriate financial statement line items in a manner similar to unlocking adjustments.

VOBA is also reviewed on an ongoing basis to determine that the unamortized portion does not exceed the expected recoverable amounts. If it is determined from emerging experience that the premium margins or gross

profits are less than the unamortized value of business acquired, then the asset will be adjusted downward with the adjustment recorded as an expense in the current period.

### ***Goodwill***

Goodwill represents the excess of the amounts paid to acquire subsidiaries and other businesses over the fair value of their net assets at the date of acquisition. Goodwill is tested for impairment at least annually in the fourth quarter or more frequently if events or circumstances change that would indicate that a triggering event has occurred.

We assess the recoverability of indefinite-lived intangible assets at least annually or whenever events or circumstances suggest that the carrying value of an identifiable indefinite-lived intangible asset may exceed the sum of the future discounted cash flows expected to result from its use and eventual disposition. If the asset is considered to be impaired, the amount of any impairment is measured as the difference between the carrying value and the fair value of the impaired asset.

### ***Reinsurance***

In the normal course of business, we seek to limit aggregate and single exposure to losses on risk by purchasing reinsurance. The amounts reported in the consolidated balance sheets as reinsurance recoverable include amounts billed to reinsurers on losses paid as well as estimates of amounts expected to be recovered from reinsurers on insurance liabilities that have not yet been paid. Reinsurance recoverable on unpaid losses are estimated based upon assumptions consistent with those used in establishing the liabilities related to the underlying reinsured contracts. Insurance liabilities are reported gross of reinsurance recoverable. Management believes the recoverables are appropriately established. We diversify our credit risks related to reinsurance ceded. Reinsurance premiums are generally reflected in income in a manner consistent with the recognition of premiums on the reinsured contracts. Reinsurance does not extinguish our primary liability under the policies written. We regularly evaluate the financial condition of our reinsurers including their activities with respect to claim settlement practices and commutations, and establish allowances for uncollectible reinsurance recoverable as appropriate.

### ***Future Policy Benefits***

We establish liabilities for amounts payable under insurance policies, including traditional life insurance and annuities. Generally, amounts are payable over an extended period of time. Liabilities for future policy benefits of traditional life insurance have been computed by using a net level premium method based upon estimates at the time of issue for investment yields, mortality and withdrawals. These estimates include provisions for experience less favorable than initially expected. Mortality assumptions are based on industry experience expressed as a percentage of standard mortality tables. Such liabilities are reviewed quarterly by an independent consulting actuary.

### ***Income Taxes***

Deferred tax assets are recorded based on the differences between the financial statement and tax basis of assets and liabilities at the enacted tax rates. The principal assets and liabilities giving rise to such differences are investments, insurance reserves, and deferred acquisition costs. A deferred tax asset valuation allowance is established when there is uncertainty that such assets would be realized. We have no uncertain tax positions we believe are more-likely-than-not that the benefit will not to be realized.

### ***Recognition of Revenues***

Revenues on traditional life insurance products consist of direct and assumed premiums reported as earned when due. Amounts received as payment for annuities are recognized as deposits to policyholder account balances and included in future insurance policy benefits. Revenues from these contracts are comprised of

investment earnings of the deposits, which are recognized over the period of the contracts, and included in revenue. Deposits are shown as a financing activity in the Consolidated Statements of Cash Flows.

### ***Embedded Derivatives***

The Company has entered into coinsurance funds withheld arrangement with ALSC which contains an embedded derivative. Under ASC 815, the Company assesses whether the embedded derivative is clearly and closely related to the host contract. The Company bifurcates embedded derivatives from the host instrument for measurement purposes when the embedded derivative possesses economic characteristics that are not clearly and closely related to the economic characteristics of the host contract and a separate instrument with the same terms would qualify as a derivative instrument. Embedded derivatives, which are reported with the host instrument on the consolidated balance sheets in funds withheld under coinsurance agreement, are reported at fair value with changes in fair value recognized in the consolidated statements of comprehensive income in net investment gains.

### ***Funds Withheld under Coinsurance Agreement***

Funds withheld under coinsurance agreement represent amounts contractually withheld by a ceding company in accordance with the 2020 ALSC Agreement. For agreements written on a coinsurance funds withheld basis, assets that support the net statutory reserves or as defined by the treaty, are withheld and legally owned by the ceding company. Interest is recorded in net investment income, net of related expenses, in the consolidated statements of income. Funds withheld under coinsurance agreement are presented net of the embedded derivative, discussed above. Under the terms of the 2020ALSC Agreement, the Company may assume custody of the assets in the funds withheld account once the Company attains its "Qualified Institutional Buyer" designation (as that term is defined in Rule 144A under the Securities Act of 1933, as amended, which is anticipated to be achieved in the first quarter of 2021). The Company will record the funds withheld assets at fair value on the date of transfer, which will eliminate the embedded derivative component associated with the 2020 ALSC Agreement.

### ***Mortgage Loans on Real Estate***

Mortgage loans on real estate are carried at unpaid principal balances, net of any unamortized premium or discount and valuation allowances. Interest income is accrued on the principal amount of the mortgage loans based on its contractual interest rate. Amortization of premiums and discounts is recorded using the effective yield method. The Company accrues interest on loans until probable the Company will not receive interest or the loan is 90 days past due. Interest income, amortization of premiums, accretion of discounts and prepayment fees are reported in investment income, net of related expenses in the consolidated statements of comprehensive income.

A mortgage loan is considered to be impaired when, based on the current information and events, it is probable that the Company will be unable to collect all amounts due according to the contractual terms of the mortgage agreement.

Valuation allowances on mortgage loans are established based upon inherent losses expected by management to be realized in connection with future dispositions or settlement of mortgage loans, including foreclosures. The Company establishes valuation allowances for estimated impairments on an individual loan basis as of the balance sheet date. Such valuation allowances are based on the excess carrying value of the loan over the present value of expected future cash flows discounted at the loan's original effective interest rate, the value of the loan's collateral if the loan is in the process of foreclosure or is otherwise collateral-dependent, or the loan's market value if the loan is being sold. These evaluations are revised as conditions change and new information becomes available. In addition to historical experience, management considers qualitative factors that include the impact of changing macro-economic conditions, which may not be currently reflected in the loan portfolio performance, and the quality of the loan portfolio.

Any interest accrued or received on the net carrying amount of the impaired loan will be included in investment income or applied to the principal of the loan, depending on the assessment of the collectability of the loan. Mortgage loans deemed to be uncollectible or that have been foreclosed are charged off against the valuation allowances and subsequent recoveries, if any, are credited to the valuation allowances. Changes in valuation allowances are reported in net investment gains (losses) on the consolidated statements of income.

The Company evaluates whether a mortgage loan modification represents a troubled debt restructuring. In a troubled debt restructuring, the Company grants concessions related to the borrower's financial difficulties. Generally, the types of concessions include: reduction of the contractual interest rate, extension of the maturity date at an interest rate lower than current market interest rates and/or a reduction of accrued interest. The Company considers the amount, timing and extent of the concession granted in determining any impairment or changes in the specific valuation allowance recorded in connection with the troubled debt restructuring. Through the continuous monitoring process, the Company may have recorded a specific valuation allowance prior to when the mortgage loan is modified in a troubled debt restructuring. Accordingly, the carrying value (after specific valuation allowance) before and after modification through a troubled debt restructuring may not change significantly, or may increase if the expected recovery is higher than the pre-modification recovery assessment.

### ***Mergers and Acquisitions***

On May 23, 2017 the Company entered into a definitive merger agreement with Northern Plains Capital Corporation. The merger transaction closed on July 31, 2017. NPCC shareholders received .5841 shares of US Alliance Corporation stock for each share of NPCC stock owned. USAC issued 1,644,458 shares of common stock to holders of NPCC shares.

On October 11, 2018 the Company entered into a stock purchase agreement with Great Western Insurance Company to acquire Great Western Life Insurance Company. The transaction closed on December 14, 2018. USALSC paid \$500,000 to acquire all of the outstanding shares of GWLIC.

Effective December 31, 2020, the DCLIC acquired a block of life insurance policies according to the terms of an assumption agreement with ALSC. The Company acquired fixed maturity securities and cash of \$9,181,100, assumed liabilities of \$10,972,785 and recorded VOBA of \$2,163,542.

### ***New Accounting Standards***

A detailed discussion of new accounting standards is provided in the Notes to Consolidated Financial Statements beginning on p. F-7 of our annual report.

### **Discussion of Consolidated Results of Operations**

Total Income. Insurance revenues are primarily generated from premium revenues and investment income. Insurance revenues for the years ended December 31, 2020 and 2019 are summarized in the table below.

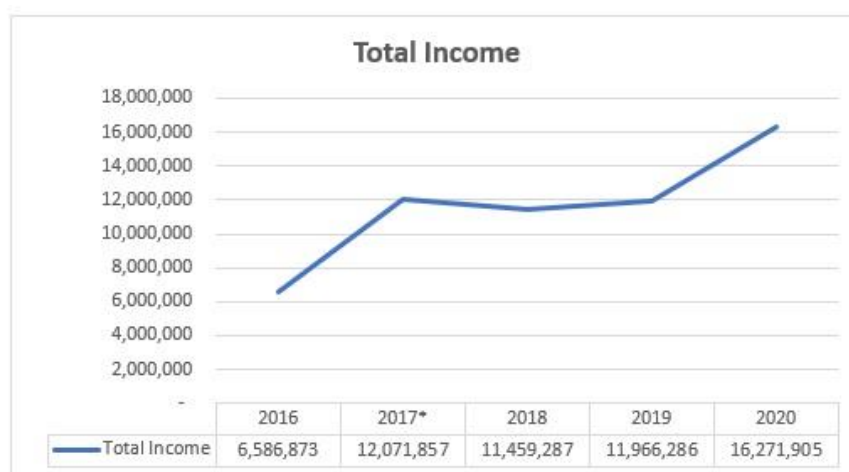
	<b>Years Ended December 30,</b>	
	<b>2020</b>	<b>2019</b>
Income:		
Premium income	\$ 10,117,110	\$ 9,076,205
Net investment income	3,552,261	1,790,601
Net investment gains	1,967,014	1,042,334
Other income	635,520	57,146
<b>Total income</b>	<b>16,271,905</b>	<b>11,966,286</b>

Our 2020 total income grew to \$16,271,905, an increase of \$4,305,619 or 36% from 2019 total income



of \$11,966,286. The increase in total income was driven by increased investment income as a result of our growth in assets, net investment gains, and premium income.

The following graph summarizes our five-year trend of total income:



\* 2017 revenue includes one-time revenue of \$3.9 million from the ALSC reinsurance transaction.

*Premium income:* Premium income for the year ended December 31, 2020 was \$10,117,110 compared to \$9,076,205 in 2019, an increase of \$1,040,905 or 11%. The increase is a result of growth of our direct premiums.

Direct, assumed and ceded premiums for the years ended December 31, 2020 and 2019 are summarized in the following table.

	Years Ended December 31,	
	2020	2019
Direct	\$ 6,358,043	\$ 4,970,208
Assumed	4,682,634	4,906,522
Ceded	(923,567)	(800,525)
Total	<u>\$ 10,117,110</u>	<u>\$ 9,076,205</u>

The Company continues to search for new product and distribution opportunities to increase premium production on both a direct and assumed basis.

*Investment income, net of expenses:* The components of net investment income for the years ended December 31, 2020 and 2019 are as follows:

	Years Ended December 31,	
	2020	2019
Fixed maturities	\$ 1,178,055	\$ 1,164,520
Mortgages	129,621	-
Equity securities	669,147	636,668
Funds withheld	1,680,220	-
Cash and cash equivalents	12,501	36,359
	<u>3,669,544</u>	<u>1,837,547</u>
Less investment expenses	(117,283)	(46,946)
	<u>\$ 3,552,261</u>	<u>\$ 1,790,601</u>

Net investment income for the years ended December 31, 2020 was \$3,552,261, compared to \$1,790,601 in 2019, an increase of \$1,761,660 or 98%. This increase in investment income is primarily a result of increased invested assets as a result of our 2020 ALSC Agreement.

*Net investment gains (losses):* Net investment gains for the year ended December 31, 2020 were \$1,967,014, compared to gains of \$1,042,334 in 2019, an increase of \$924,680 or 89%. The increase in net investment gains is attributable to unrealized gains in our equity portfolio, realized gains in our equity portfolio, and an unrealized gain on our funds withheld asset. Net investment gains for 2020 were comprised of \$952,667 of unrealized gains in our equity portfolio and funds withheld asset and realized gains of 1,014,347. Net investment gains for 2019 were comprised of \$1,256,769 of unrealized gains in our equity portfolio and realized losses of 214,235. Realized gains and losses related to the sale of securities for the years ended December 31, 2020 and 2019 are summarized as follows:

	Years Ended December 31,	
	2020	2019
Gross gains	\$ 1,388,209	\$ 43,935
Gross losses	(373,862)	(258,370)
Realized gains (losses)	<u>\$ 1,014,347</u>	<u>\$ (214,435)</u>

*Other income:* Other income for the year ended December 31, 2020 was \$635,520 compared to \$57,146 in 2019, an increase of \$578,374 or 1012%. The increase is driven by the net gain on the partial termination of our 2017 ALSC Agreement.

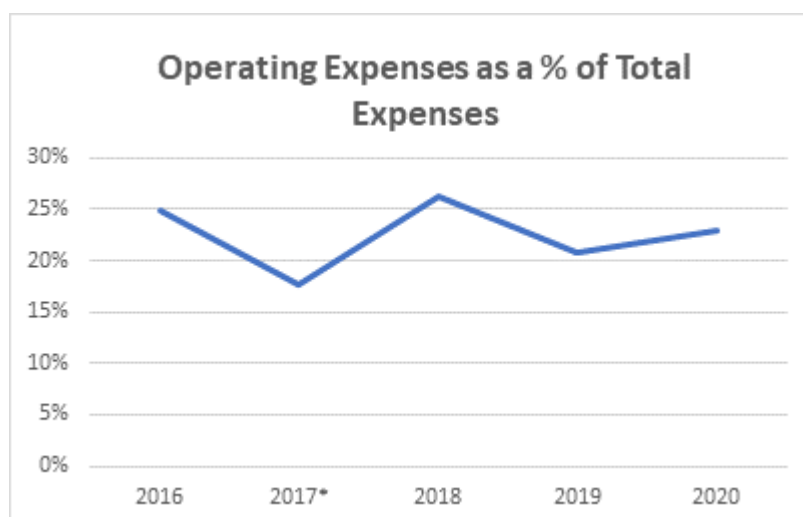
Expenses. Expenses for the year ended December 31, 2020 and 2019 are summarized in the table below.

	2020	2019
Expenses:		
Death claims	\$ 1,943,563	\$ 1,287,893
Policyholder benefits	5,248,470	4,212,534
Increase in policyholder reserves	3,359,609	2,599,575
Commissions, net of deferrals	781,400	783,724
Amortization of deferred acquisition costs	970,386	433,218
Amortization of value of business acquired	20,302	20,303
Salaries & benefits	1,219,534	1,081,955
Other operating expenses	2,429,466	1,379,034
<b>Total expense</b>	<u>\$ 15,972,730</u>	<u>\$ 11,798,236</u>

The following chart and graph summarizes our five-year expense trend:

Year	Increase in Policyholder Reserves	Other Policy-related Expenses	Operating Expenses	Total Expenses	% of Operating Expense to Total Expense
2016	1,686,841	4,224,156	1,961,649	7,872,646	<b>25%</b>
2017*	5,654,476	5,160,175	2,306,238	13,120,889	<b>18%</b>
2018	2,766,169	6,028,730	3,120,524	11,915,423	<b>26%</b>
2019	2,599,575	6,737,672	2,460,989	11,798,236	<b>21%</b>
2020	3,359,609	8,964,121	3,649,000	15,972,730	<b>23%</b>

\* 2017 Increase in Reserves includes a one-time \$3.9 million reserve increase from the 2017 ALSC Agreement transaction.



Increases in policyholder reserves represents funds that we maintain and invest for the future benefit of our policyholders. Other policy-related expenses represent the other expenses associated with fulfilling our obligations to our policyholders and producers. Operating expenses represent the costs to operate the company. It is important to note that our 2017 operating expense ratio is impacted by the one-time reserve increase which resulted from our transaction with ALSC. Absent this transaction, our 2017 ratio would have been 25%.

*Death claims:* Death benefits were \$1,943,563 in the year ended December 31, 2020 compared to \$1,287,893 in 2019, an increase of \$655,670 or 51%. This increase is attributable to the growth of our in-force block of life insurance policies. The majority of death claims paid from inception have been on pre-need policies. We expect these claims to grow as we continue to increase the size of our in-force pre-need business.

*Policyholder benefits:* Policyholder benefits were \$5,248,470 in the year ended December 31, 2020 compared to \$4,212,534 in 2019, an increase of \$1,035,936 or 25%. The primary driver of this increase is interest credited on annuities assumed as a result of our 2020 ALSC Agreement.

*Increase in policyholder reserves:* Policyholder reserves increased \$3,359,609 in the year ended December 31, 2020, compared to \$2,599,575 in 2019, an increase of \$760,034 or 29%. The growth in reserves is the result of increased premiums.

*Commissions, net of deferrals:* The Company pays commissions to the ceding company on a block of assumed policies as well as commissions to agents on directly written business. Commissions, net of deferrals, were \$781,400 in the year ended December 31, 2020, compared to \$783,724 in 2019, a decrease of \$2,324 or 2.9%. This decrease is due to a changing mix of premiums.

*Amortization of deferred acquisition costs:* The amortization of deferred acquisition costs ("DAC") was \$970,386 in the year ended December 31, 2020, compared to \$433,218 in 2019, an increase of \$537,168 or 124%. As a result of the Covid-19 pandemic and the resulting historic low interest rates, the Company reassessed its DAC assumptions regarding reinvestment rates. As a result, the Company reduced its DAC balance by \$430,000 to reflect the current reinvestment environment and the uncertainty of interest rates. Additionally, the Company began amortizing costs deferred in conjunction with its 2020 ALSC Agreement.

*Amortization of value of business acquired:* The amortization of value of business acquired ("VOBA") was \$20,302 in the year ended December 31, 2020 and is unchanged from the same period in 2019. VOBA amortization is due to our 2017 acquisition of DCLIC. VOBA is being amortized straight-line over 30 years.

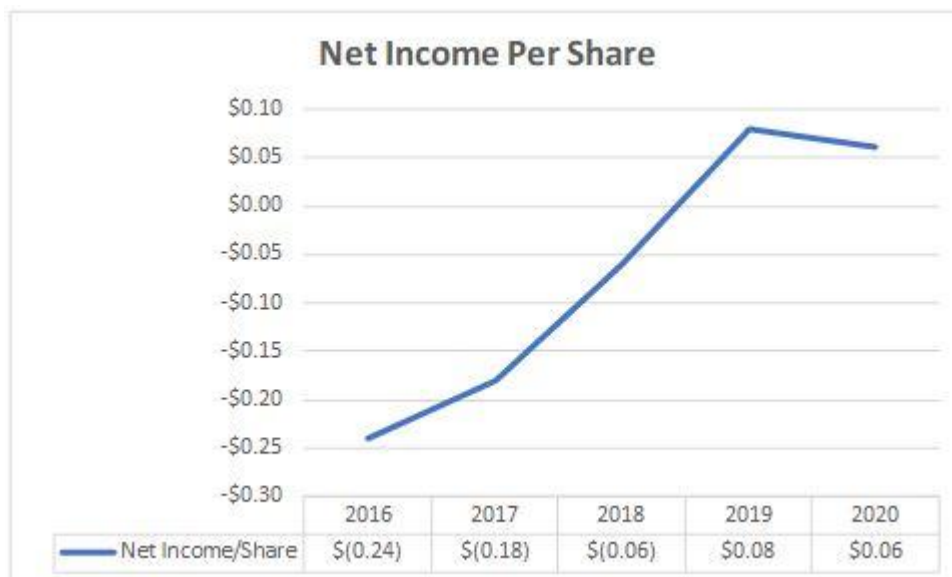
*Salaries and benefits:* Salaries and benefits were \$1,219,534 for the year ended December 31, 2020, compared to \$1,081,955 in 2019, an increase of \$137,579 or 13%. Staffing costs increased due to increased compensation and bonus payments.

*Other expenses:* Other operating expenses were \$2,429,466 in the year ended December 31, 2020, compared to \$1,379,034 in 2019, an increase of \$1,050,432 or 76%. Operating costs were driven higher due primarily to our pre-paid software asset being recognized as an expense of \$250,000, increased accounting and actuarial fees totaling approximately \$175,000, increased computer and software expense of approximately \$100,000, increased regulatory costs as a result of our insurance company examination totaling approximately \$75,000 and expenses associated with implementing a new disability reinsurance program totaling \$50,000. Additionally, in 2019 we recognized expense savings from our acquisition of USALSC-Montana which reduced 2019 expenses by \$100,000. We also recovered a loan balance that had previously been written off which further reduced our 2019 expenses by approximately \$60,000.

*Federal income tax benefit:* In the year ended December 31, 2020, the Company recognized a deferred income tax benefit of \$140,274. In the year ended December 31, 2019, the Company recognized a deferred income tax benefit of \$431,158. These benefits are the result of reductions in the deferred tax asset valuation allowance.

*Net Income:* Our net income was \$439,449 in the year ended December 31, 2020 compared to net income of \$599,208 in 2019, a decrease of \$159,759 or 27%. Our net income per share was \$0.06 compared to net income per share of \$0.08 in 2019, basic and diluted.

The following graph illustrates our five-year trend of net income per share:



### Discussion of Consolidated Balance Sheet

**Assets.** Assets have increased to \$115,574,997 as of December 31, 2020, an increase of \$60,635,748 or 110% from December 31, 2019. This is primarily the result of the 2020 ALSC Agreement.

*Available for sale fixed maturity securities:* As of December 31, 2020, we had available for sale fixed maturity assets of \$37,677,578, an increase of \$4,524,686 or 14% from the December 31, 2019 balance of \$33,152,892. The increase is driven by the purchase of additional assets and by an increase in the market value of these securities. If we hold our fixed maturity securities to maturity, as we intend to do, any changes in market value is temporary.

*Mortgage loans on real estate:* As of December 31, 2020, we had mortgage loans on real estate of \$3,166,136 which are as a result of the 2020 ALSC Agreement. We held no mortgages at December 31, 2019.

*Equity securities, at fair value:* As of December 31, 2020, we had available for sale equity assets of \$9,221,574, a decrease of \$919,929 or 9% from the December 31, 2019 balance of \$10,141,503. This decrease is the result of repositioning within our investment portfolio.

*Funds withheld under coinsurance agreement, at fair value:* As of December 31, 2020, we had funds withheld assets of \$46,830,076 which were acquired with the 2020 ALSC Agreement. There were no funds withheld assets at December 31, 2019.

*Policy loans:* As of December 31, 2020, our policy loans were \$163,725, an increase of \$44,795 or 38% from the December 31, 2019 balance of \$118,930. The increase is a result of normal policy loan activity.

*Real estate, net of depreciation:* As of December 31, 2020, we had real estate assets of \$1,415,743 related to the purchase of our home office building. We had no such assets at December 31, 2019.

*Cash and cash equivalents:* As of December 31, 2020, we had cash and cash equivalent assets of \$4,320,759, a decrease of \$2,358,046 or 35% from the December 31, 2019 balance of \$6,678,805. This decrease was the result of deploying more cash into invested assets.

*Investment income due and accrued:* As of December 31, 2020, our investment income due and accrued was \$423,036 compared to \$321,362 as of December 31, 2019, an increase of \$101,674 or 32%. This increase is attributable to the growth of our invested assets.

*Reinsurance related assets:* As of December 31, 2020, our reinsurance related assets were \$165,082 compared to \$188,382 as of December 31, 2019, a decrease of \$23,300 or 12%. This decrease is the result of normal reinsurance activity.

*Deferred acquisition costs, net:* As of December 31, 2020, our deferred acquisition costs were \$7,105,890 compared to \$2,652,674 as of December 31, 2019, an increase of \$4,453,216 or 168%. The increase is driven by our 2020 ALSC Agreement.

*Value of business acquired, net:* As of December 31, 2020 our value of business acquired asset was \$2,703,233, compared to \$559,994 as of December 31, 2019, an increase of \$2,143,239 or 383%. The increase is the result of additional VOBA being added in conjunction with DCLIC's assumption of policies from ALSC.

*Property, equipment and software, net:* As of December 31, 2020 our property, equipment and software assets were \$37,818, a decrease of \$6,023 from the December 31, 2019 balance of \$43,841. This decrease is the result of normal amortization of these assets.

*Goodwill:* As of December 31, 2020 and 2019, our goodwill was \$277,542. Goodwill was established as a result of our merger with NPCC. We have determined that there has been no impairment to our goodwill balance.

*Deferred tax asset, net of valuation allowance:* The Company had a net deferred tax asset of \$243,257 as of December 31, 2020. The Company had a net deferred tax asset of \$431,158 as of December 31, 2019 and the resulting change in deferred tax asset was recorded as a deferred tax benefit and as a reduction in other comprehensive income.

*Other assets:* As of December 31, 2020, our other assets were \$1,635,647, an increase of \$1,263,481 or 339% from the December 31, 2019 balance of \$372,166. This increase was driven by a receivable balance due to DCLIC.

Liabilities. Our total liabilities were \$96,982,305 as of December 31, 2020, an increase of \$58,919,253 or 155% from our December 31, 2019 liabilities of \$38,063,052. This increase is driven by our 2020 ALSC Agreement.

*Policy liabilities:* Our total policy liabilities as of December 31, 2020 were \$93,459,080 compared to \$36,924,885 as of December 31, 2019, an increase of \$56,534,195 or 153%. This increase is the result of our 2020 ALSC

Agreement.

*Accounts payable and accrued expenses:* As of December 31, 2020, our accounts payable and accrued expenses were \$1,507,756 compared to \$122,981 as of December 31, 2019, an increase of \$1,384,775 or 1126%. The increase is driven by a payable to ALSC related to the partial termination of our 2017 ALSC Agreement.

*Federal Home Loan Bank advance:* In October of 2019, the Company took an advance of \$1,000,000 from the FHLB of Topeka which was outstanding as of December 31, 2020 and 2019. In the second quarter of 2020, the Company took two additional advances of \$500,000 each, which were outstanding as of December 31, 2020. The advances were taken to create additional liquidity and investment opportunities.

*Shareholders' Equity.* Our shareholders' equity was \$18,404,791 as of December 31, 2020, an increase of \$1,528,594 or 9% from our December 31, 2019 shareholders' equity of \$16,876,197. The growth in shareholders' equity was driven by an increase in other comprehensive income and our net income. Other comprehensive income consists of the unrealized gains and losses on our fixed maturity portfolio. The increase in other comprehensive income is the result of lower interest rates which increases the market value of our fixed maturity securities. Similarly, higher interest rates would decrease the value of our fixed maturity securities.

## Investments

Our overall investment philosophy is reflected in the allocation of our investments. We emphasize investment grade debt securities with smaller holdings in equity securities, mortgages and other investments. The following table shows the carrying value of our investments by investment category and cash and cash equivalents, and the percentage of each to total invested assets as of December 31, 2020 and December 31, 2019.

	December 31, 2020		December 31, 2019	
	Fair Value	Percent of Total	Fair Value	Percent of Total
Fixed maturities:				
US Treasury securities	\$ 702,916	0.7%	\$ 632,639	1.3%
Corporate bonds	22,947,811	22.4%	20,084,397	40.2%
Municipal bonds	6,796,654	6.6%	7,055,059	14.1%
Redeemable preferred stocks	2,990,215	2.9%	2,133,893	4.3%
Mortgage backed and asset backed securities	4,239,982	4.1%	3,246,904	6.5%
Total fixed maturities	37,677,578	36.7%	33,152,892	66.3%
Mortgage loans	3,166,136	3.1%	-	0.0%
Equities:				
Common stock	6,808,944	6.6%	9,214,694	18.4%
Preferred stock	2,412,630	2.4%	926,809	1.9%
Total equities	9,221,574	9.0%	10,141,503	20.3%
Funds withheld	46,830,076	45.6%	-	0.0%
Real estate, net of depreciation	1,415,743	1.4%	-	0.0%
Cash and cash equivalents	4,320,759	4.2%	6,678,805	13.4%
Total	\$102,631,866	100.0%	\$49,973,200	100.0%

The total value of our investments and cash and cash equivalents increased to \$102,631,866 as of December 31, 2020 from \$49,973,200 at December 31, 2019, an increase of \$52,658,666. Increases in investments are primarily attributable to the 2020 ALSC Agreement.

The following table shows the distribution of the credit ratings of our portfolio of fixed maturity securities by carrying value as of December 31, 2020 and 2019.

	December 31, 2020		December 31, 2019	
	Fair Value	Percent of Total	Fair Value	Percent of Total
AAA and U.S. Government	\$ 1,160,359	3.1%	\$ 1,201,046	3.6%
AA	8,219,481	21.8%	7,901,834	23.8%
A	8,587,743	22.8%	8,446,360	25.5%
BBB	16,060,510	42.6%	13,832,629	41.7%
BB	3,462,685	9.2%	1,579,423	4.8%
Not Rated - Private Placement	186,800	0.5%	191,600	0.6%
<b>Total</b>	<b>\$ 37,677,578</b>	<b>100.0%</b>	<b>\$ 33,152,892</b>	<b>100.0%</b>

The amortized cost and fair value of debt securities as of December 31, 2020 and 2019, by contractual maturity, are shown below. Equity securities do not have stated maturity dates and therefore are not included in the following maturity summary. Actual maturities may differ from contractual maturities because borrowers may have the right to call or prepay obligations with or without call or prepayment penalties.

	As of December 31, 2020		As of December 31, 2019	
	Amortized Cost	Fair Value	Amortized Cost	Fair Value
Amounts maturing in:				
One year or less	\$ 373,590	\$ 379,823	\$ 99,987	\$ 100,239
After one year through five years	1,540,931	1,641,749	1,424,337	1,471,552
After five years through ten years	2,887,066	3,379,930	3,286,937	3,574,191
More than 10 years	21,892,891	25,045,879	20,743,310	22,626,113
Redeemable preferred stocks	2,900,330	2,990,215	2,097,206	2,133,893
Mortgage backed and asset backed securities	4,189,710	4,239,982	3,171,620	3,246,904
<b>Total amortized cost and fair value</b>	<b>\$33,784,518</b>	<b>\$37,677,578</b>	<b>\$30,823,397</b>	<b>\$33,152,892</b>

### Market Risk of Financial Instruments

We hold a diversified portfolio of investments that primarily includes cash, bonds, equity securities, mortgage loans, and funds withheld under the 2020 ALSC Agreement. Each of these investments is subject to market risks that can affect their return and their fair value. A significant percentage of the investments are fixed maturity securities including debt issues of corporations, US Treasury securities, or securities issued by government agencies. The primary market risks affecting the investment portfolio are interest rate risk, credit risk, and equity risk. The Company's investment portfolio, including the creditworthiness and valuation of investment assets, as well as availability of new investments may be adversely affected as a result of market developments related to the COVID-19 pandemic and uncertainty regarding its ultimate severity and duration.

#### Interest Rate Risk

Interest rate risk arises from the price sensitivity of investments to changes in interest rates. Interest represents the greatest portion of an investment's return for most fixed maturity securities in stable interest rate environments. The changes in the fair value of such investments are inversely related to changes in market interest rates. As interest rates fall, the interest and dividend streams of existing fixed-rate investments become more valuable and fair values rise. As interest rates rise, the opposite effect occurs.

We attempt to mitigate our exposure to adverse interest rate movements through laddering the maturities of

the fixed maturity investments and through maintaining cash and other short term investments to assure sufficient liquidity to meet our obligations and to address reinvestment risk considerations. Due to the composition of our book of insurance business, management believes it is unlikely that we would encounter large surrender activity due to an interest rate increase that would force the disposal of fixed maturities at a loss.

Additionally, USALSC is a member of the FHL of Topeka, which provides access to liquidity and further reduces the likelihood of disposing of fixed maturities at a loss.

### Credit Risk

We are exposed to credit risk through counterparties and within the investment portfolio. Credit risk relates to the uncertainty associated with an obligor's ability to make timely payments of principal and interest in accordance with the contractual terms of an instrument or contract. We manage our credit risk through established investment policies and guidelines which address the quality of creditors and counterparties, concentration limits, diversification practices and acceptable risk levels. These policies and guidelines are regularly reviewed and approved by senior management and USAC's Board of Directors.

### **Liquidity and Capital Resources**

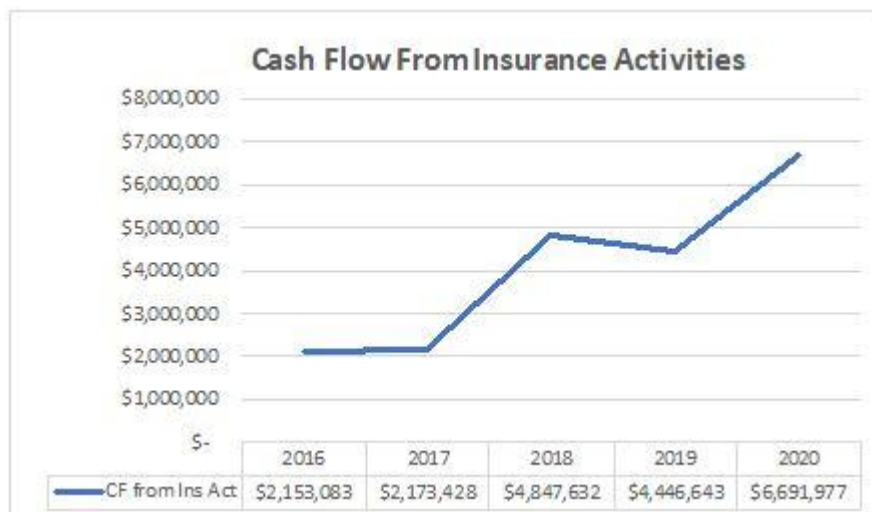
The impact of COVID-19 on the Company is evolving, and its future effects are not yet quantifiable. The Company is closely monitoring the effects and risks of COVID-19 to assess its impact on the Company's business, sales, financial condition, results of operations, liquidity and capital position.

Premium income, deposits to policyholder account balances, investment income, and capital raising are the primary sources of funds while withdrawals of policyholder account balances, investment purchases, policy benefits in the form of claims, and operating expenses are the primary uses of funds. To ensure we will be able to pay future commitments, the funds received as premium payments and deposits are invested in primarily fixed income securities. Funds are invested with the intent that the income from investments, plus proceeds from maturities, will in the future meet our ongoing cash flow needs. The approach of matching asset and liability durations and yields requires an appropriate mix of investments. Our investments consist primarily of marketable debt securities that could be readily converted to cash for liquidity needs. Cash flow projections and cash flow tests under various market interest scenarios are also performed annually to assist in evaluating liquidity needs and adequacy. As a member of the Federal Home Loan Bank, USALSC has immediate access to additional cash liquidity.

Net cash provided by operating activities was \$2,099,401 for the year ended December 31, 2020. The primary sources of cash from operating activities were premiums and deposits received from policyholders. The primary uses of cash for operating activities were for payments of commissions to agents and settlement of policy liabilities. Net cash used in investing activities was \$9,903,788. The primary use of cash was from purchases of available for sale securities and funds transferred to our funds withheld account. Cash provided by financing activities was \$5,446,341. The primary sources of cash were receipts on deposit-type contracts.

The following chart and graph illustrate our five-year trend of cash flow from insurance activities:





Cash flow from insurance activities is a non-GAAP financial measure. Cash flow from insurance activities combines cash flow from operations with the net cash received from deposit type contracts to show the impact of our insurance operations on our cash flows. Cash flow from deposit type contracts is primarily made up of funds received into our annuity products. The following table reconciles cash flow from operations to cash flow from insurance activities:

Year	Cash Flow From Operations	Net Cash Flow From Deposit Type Contracts	Cash Flow from Insurance Activities
2016	409,353	1,743,730	\$ 2,153,083
2017	593,123	1,580,305	\$ 2,173,428
2018	2,249,068	2,598,564	\$ 4,847,632
2019	2,270,041	2,176,602	\$ 4,446,643
2020	2,099,401	4,592,576	\$ 6,691,977

At December 31, 2020, we had cash and cash equivalents totaling \$4,320,759. We believe that our existing cash and cash equivalents will be sufficient to fund the anticipated operating expenses and capital expenditures for the foreseeable future. We have based this estimate upon assumptions that may prove to be wrong and we could use our capital resources sooner than we currently expect. The growth of USALSC and DLCIC, our insurance subsidiaries, is uncertain and will require additional capital if they continue to grow.

### Impact of Inflation

Insurance premiums are established before the amount of losses, or the extent to which inflation may affect such losses and expenses, are known. We attempt, in establishing premiums, to anticipate the potential impact of inflation. If, for competitive reasons, premiums cannot be increased to anticipate inflation, this cost would be absorbed by us. Inflation also affects the rate of investment return on the investment portfolio with a corresponding effect on investment income.

### Off-Balance Sheet Arrangements

We have no off-balance sheet arrangements that have or are reasonably likely to have a current or future effect on our financial condition, changes in financial condition, revenues or expenses, results of operations, liquidity, capital expenditures or capital resources that is material to investors.

## Financial Statements

The Company's consolidated financial statements, comprised of its consolidated balance sheets as of December 31, 2020 and 2019, and the related consolidated statements of comprehensive loss, changes in stockholders' equity and cash flows for the years ended and the related notes to the consolidated financial statements are attached as Appendix I. Audited consolidated financial statements for the Company since inception are available on our website at [www.usalliancecorporation.com](http://www.usalliancecorporation.com).

## Description of Securities

The Company is presently authorized to issue 20,000,000 shares of Common Stock, \$.10 par value, and 1,000,000 shares of Preferred Stock, \$5.00 par value. As of February 8, 2021, there were a total of 7,741,573 shares of Common Stock issued and outstanding. As of the same date, no shares of Preferred Stock were outstanding. The Company intends to issue 956,133 Additional Shares of Common Stock in this Offering if this Offering is fully subscribed. There will be 8,697,706 shares of Common Stock issued and outstanding after the Offering if the maximum number of Additional Shares are sold.

**Description of Common Stock.** The holders of Common Stock are entitled to one vote for each share of Common Stock held of record in each matter submitted to a vote of stockholders. Cumulative voting in the election of directors is not permitted. One-third (1/3) of the outstanding shares of Common Stock entitled to vote constitutes a quorum at any stockholder meeting. There are no preemptive or other subscription rights, conversion rights, registration or redemption provisions with respect to any shares of Common Stock.

Holders of Common Stock are entitled, subject to the prior rights of holders of any Preferred Stock then outstanding, to such dividends as the Board of Directors, in its discretion, may declare out of legally available funds. In the event of liquidation, holders of Common Stock are entitled, subject to the prior rights of holders of any Preferred Stock then outstanding, to participate pro rata in all assets, if any, of the Company remaining after the payment of all liabilities.

**Description of Preferred Stock.** The Board of Directors of the Company, without further action by the stockholders, may issue shares of Preferred Stock and may fix or alter the voting rights, redemption provisions (including sinking fund provisions), dividend rights, dividend rates, liquidation preferences, conversion rights, and the designation of a number of shares constituting any wholly unissued series of preferred stock.

No shares of Preferred Stock have been issued and it is not contemplated any shares of Preferred Stock will be issued during the 2015 Offering as described herein.

## Management

The Officers and Directors of the Company are as follows:

<u>Name</u>	<u>Age</u>	<u>Position</u>
Jack H. Brier	75	Chairman of the Board, President, CEO, and Director, USAC, USALSC, USAMC, & USAIC; Chairman of the Board, Treasurer, Secretary, and Director, DCLIC; Chairman of the Board, Director, and Secretary, USALSC – Montana

Kurt Scott	61	Treasurer and Director, USAC, USALSC, USAMC, and USAIC; Director, DCLIC & USALSC - Montana
James M. Concannon	74	Director, USAC, USALSC, USAMC, USAIC, DCLIC, and USALSC - Montana
Rochelle Chronister	82	Director, USAC, USALSC, USAMC, and USAIC
William Graves	68	Director, USAC, USALSC, USAMC, USAIC, and USALSC - Montana
Don Schepker	72	Vice Chairman of the Board, USALSC
Jeffrey Brown	48	Vice President and Secretary, USAC Executive Vice President, Chief Operating Officer and Secretary, USALSC; President, Chief Operating Officer, and Director, DCLIC; President, Treasurer, and Director, USALSC – Montana
James Poolman	51	Director, USAC Vice Chairman of the Board, DCLIC
Rowdy Meyer	48	Director, DCLIC
Danton Rice	61	Director, USALSC – Montana
Katherine Pendergast	36	Secretary, DCLIC

The Directors are elected at the annual meeting of stockholders held on the first Monday in June each year and serve in this capacity until the next annual meeting of stockholders, or until their successors are duly elected and qualified. The President serves at the direction of the Board of Directors and was elected June 1, 2020. The following is a brief description of the previous business background of the executive officers and directors.

**Jack H. Brier** currently serves as the Chairman of the Board of Directors, President, and Chief Executive Officer of the Company and has served in those positions since 2009. He has served as Chairman of the Board of Directors, President, and Chief Executive Officer of US Alliance Life and Security Company since 2011, and US Alliance Investment Corporation and US Alliance Marketing Corporation since 2012. Mr. Brier has served as Chairman of the Board of Directors of Dakota Capital Life Insurance Company since August 2017 and also became Treasurer in June 2018. He has also served as Chairman of the Board of Directors of US Alliance Life and Security Company – Montana since December 2018. Mr. Brier is the Chairman of Brier Development Co. Inc. He served Kansas as Secretary of State from 1978 through 1987, and as President of Kansas Development Finance Authority from 2000 to 2003. Mr. Brier attended Shawnee Mission public schools. He has a degree in Business Administration from Washburn University and has done graduate study in public administration at the University of Kansas. Mr. Brier is on the Board of Directors of Financial Institution Technologies. Mr. Brier brings to the Board his extensive experience as a founder, the Chief Executive Officer and Chairman of the Board of the Company. He has in-depth knowledge of the Company’s business, strategy and management team. Mr. Brier also has extensive community relations experience with his involvement in civic, business, and philanthropic organizations in the Topeka area.

**Rochelle R. Chronister** serves as a Director of the Company and has served in that position since 2009. She also has served as a Director of US Alliance Life and Security Company since 2011, and US Alliance Investment Corporation and US Alliance Marketing Corporation since 2012. Ms. Chronister served in the Kansas House of Representatives from 1979 to 1995, where she was Chair of the House Appropriations Committee, the House Education Committee, and the Joint House and Senate Committee for Economic Development. From May of 1995 to October of 1999, Ms. Chronister served as the Secretary of the Kansas Department of Social and Rehabilitation Services (“SRS”). She was responsible for the formation of a public-private partnership for

reorganization of child protective services making Kansas the first state in the country to contract for services to children-in-need of care for family preservation, adoption and foster care. Ms. Chronister formed an organization with four other Cabinet Secretaries, Connect Kansas, to encourage community coordination for services to children. She received her Bachelor of Arts in Microbiology from the University of Kansas in 1961. At the University of Kansas, she was a member of the Mortar Board honorary society and President of Sellards Scholarship Hall. The Board believes that Ms. Chronister should serve as a director because of her knowledge and expertise in economic development, and extensive community relations experience with her involvement in civic and community organizations in Kansas.

**James M. Concannon III** serves as a Director of the Company and has served in that position since 2009. He also has served as a Director of US Alliance Life and Security Company since 2011, US Alliance Investment Corporation and US Alliance Marketing Corporation since 2012, Dakota Capital Life Insurance Company since August 2017, and US Alliance Life and Security Company – Montana since December 2018. Professor Concannon served as Dean of Washburn University School of Law from 1988-2001. After he stepped down as Dean, he was Senator Robert J. Dole Distinguished Professor of Law and now holds the title of Distinguished Professor of Law Emeritus at Washburn. He is licensed to practice in state courts in Kansas, the U.S. District Court for Kansas, the U.S. Court of Appeals for the Tenth Circuit and the Supreme Court of the United States. Mr. Concannon received the 2012 Justice Award from the Kansas Supreme Court. He served as Research Attorney for the Kansas Supreme Court and was a Visiting Professor at Washington University School of Law in St. Louis. He was a Senior Contributing Editor of *Evidence in America: The Federal Rules in the States* and serves on the National Conference of Commissioners on Uniform State Laws. Mr. Concannon received his Bachelor of Science from the University of Kansas in 1968 and his Juris Doctorate from the University of Kansas School of Law in 1971. He served for more than 23 years as an Independent Trustee of the Ivy Funds, the Ivy Funds Variable Insurance Portfolios and the Ivy InvestEd 529 Funds. Professor Concannon's board experience as well as his extensive legal background are benefits he brings to our Board.

**William P. Graves** serves as a Director and has served in that position since 2014. He has served as a Director of US Alliance Life and Security Company, US Alliance Investment Corporation, and US Alliance Marketing Corporation since 2014. Mr. Graves has also served as a Director of US Alliance Life and Security Company – Montana since December 2018. He served as President and CEO of the American Trucking Associations from 2003 through 2016. Mr. Graves currently serves on the board of OpenForce, a Phoenix, Arizona transportation technology firm. Mr. Graves served on the board of the International Speedway Corp from 2003 until November 2019. He had served on the audit, compensation, nominating and corporate governance committees. He was a member of the special committee which represented stockholders during merger negotiations which resulted in its sale to NASCAR. In January 2003, Mr. Graves completed his second term as governor of Kansas, capping 22 years of service to the state. As governor, he enacted significant business and individual tax cuts, re-structured governance of higher education, privatized many social service programs and signed into law an historic 10-year, \$13 billion comprehensive transportation program improving highways, railroad infrastructure, airports, and public transit service. Mr. Graves earned a degree in Business Administration from Kansas Wesleyan University in his hometown of Salina and attended graduate school at the University of Kansas. Mr. Graves brings us business, strategic, and operational expertise through his years of public sector leadership and private sector experience.

**Kurt L. Scott** serves as a Director and as Treasurer of the Company and has served in that position since 2009. He has served as a Director and Treasurer of US Alliance Life and Security Company since 2011, and US Alliance Investment Corporation and US Alliance Marketing Corporation since 2012. Mr. Scott has also served as a Director of Dakota Capital Life Insurance Company since August 2017 and US Alliance Life and Security Company – Montana since December 2018. From 1989 to the present he has been an officer of Kansas Medical Mutual Insurance Company, first serving as Chief Financial Officer and since 2011 as Chief Executive Officer, and as President and CEO of KAMMCO Health Solutions, Inc. from 2014 to 2019. From 1983 to 1989, Mr. Scott served as Chief Examiner with the Kansas Department of Insurance. He received a Bachelor of Science degree in Business Administration with a major in Accounting from Kansas State University in 1983. Mr. Scott's extensive insurance regulatory experience, financial experience, and insurance experience are benefits he brings to our Company.

**Donald Schepker** serves as Vice Chairman of the Board of US Alliance Life and Security Company and has

served in that position since 2011. Mr. Schepker is a senior financial executive with more than 30 years of experience in a wide variety of financial disciplines. He previously served as president and executive director of the Stormont-Vail Foundation and as senior vice president and CFO of Security Benefit Group, both headquartered in Topeka, Kansas. During his time at Security Benefit Group, an international life and financial services company, Mr. Schepker grew the company's assets to \$10 billion, an increase of over 600%. He is a former partner in the Accounting and Auditing Services division of Deloitte & Touche, LLP. Mr. Schepker holds a Bachelor of Science degree in Commerce with a major in Accounting.

**Jeffrey Brown** serves as Executive Vice President and Chief Operating Officer of US Alliance Life and Security Company. Mr. Brown has served in that capacity since November 2011. He has also served as President and Chief Operating Officer of Dakota Capital Life Insurance Company since August 2017, President and Treasurer of US Alliance Life and Security Company – Montana since December 2018, and Vice President of US Alliance Corporation since June 2019. In December 2020, Mr. Brown was appointed Corporate Secretary of US Alliance Corporation and US Alliance Life and Security Company. From 2001 to 2011 he served in various executive positions as AmerUs Annuity Group (Aviva USA) including Vice President and Actuary, Senior Vice President and Actuary, and Vice President of Finance Transformation. From 1995 to 2001, Mr. Brown worked in various actuarial positions including group life actuary at Fortis Benefits Insurance Company (Assurant Employee Benefits). He served on the Board of Directors of Cair Paravel Latin School. Mr. Brown received his Bachelor of Arts degree in Mathematics (Actuarial Science Specialization) from Washburn University in 1995. He is a Fellow of the Society of Actuaries and a member of the American Academy of Actuaries.

**James A. Poolman** serves as a Director of the Company and has served in that position since June 2019. He also serves as Vice Chairman of the Board of Dakota Capital Life Insurance Company. He has served in that capacity since June 2018. Mr. Poolman has also served as a Director of Dakota Capital Life Insurance Company since inception of DCLIC and Chairman of the Board of Directors from March 31, 2013 to August 2017. Mr. Poolman also serves on other corporate boards including the First International Bank & Trust Board of Directors, and Brokers International, a life insurance and annuities distribution company. He was elected North Dakota Insurance Commissioner in 2000 and reelected in 2004. While Insurance Commissioner, Mr. Poolman held the post of Vice President for the National Association of Insurance Commissioners from December 2003 to September 2004. In August 2007, Mr. Poolman resigned his post in North Dakota to start an independent insurance consulting practice based in Bismarck, North Dakota. Mr. Poolman received his Bachelor of Business Administration degree from the University of North Dakota in 1992. He also served four terms in the North Dakota House of Representatives before being elected Insurance Commissioner. Mr. Poolman resides in Bismarck. Mr. Poolman's service as Insurance Commissioner in North Dakota and the consulting he has provided to insurance companies and insurance agencies throughout the country are benefits he brings to the Board.

**Rowdy Meyer** serves as Director of Dakota Capital Life Insurance Company. He has served in that capacity since June 2018. Mr. Meyer has over 25 years of sales and marketing experience. He has served as Managing Director of Corporate Development for USAC since April 24, 2009, where he has been instrumental in helping raise over \$24 million in capital, and over \$21 million in premium and annuity deposits. Previously Mr. Meyer served as State Director and Agency Director for First Life America and as State Director for Trinity Life. He is a veteran with the United States Army where he served in the 4<sup>th</sup> Infantry Division. Mr. Meyer's extensive sales experience, experience in raising capital, and in the design of product features to serve consumers' needs are benefits he brings to the Board.

**Danton Rice** serves as Director of US Alliance Life and Security Company – Montana. He has served in that capacity since December 2018. Mr. Rice is currently Director of Global Business Units, Strategic Deals & Operations for Oracle and resides in Bozeman, Montana. In his current role, he negotiates contracts on a global basis within regulated industries with financial institutions, insurance and utility companies. Mr. Rice has extensive sales, operations, human resources, financial, technical and legal background. He is experienced in the facilitation and negotiation of all levels of business transactions from start-ups to Fortune 500 companies. Mr. Rice holds a Bachelor of Arts degree from Wichita State University and a Juris Doctorate from Washburn University. His business experience and legal background are benefits he brings to our Company.

**Katherine Pendergast** serves as Corporate Secretary for Dakota Capital Life Insurance Company. Ms. Pendergast has been with DCL serving various roles since 2012. She received a Bachelor of Business Administration degree from North Dakota State University in 2006. After graduation, she worked in hospital administration, and later moved into a career in higher education working with students from around the world. Ms. Pendergast received her Master of Business Administration from the University of Mary in 2014.

As of the date of this Post-Effective Amendment, the following members of the USAC Board of Directors serve on the following Board committees:

<u>Committee</u>	<u>Members</u>	<u>Compensation</u>
Executive Committee	Jack Brier (Chair) James Concannon – Independent William Graves - Independent Kurt Scott - Independent	\$400/month
Audit Committee	Kurt Scott (Chair) - Independent James Concannon - Independent William Graves – Independent James Poolman - Independent Jack Brier (ex officio)	-
Compensation Committee	William Graves (Chair) - Independent Kurt Scott - Independent Rochelle Chronister - Independent	-
Investment Committee	Jack Brier (Chair) James Concannon - Independent Kurt Scott - Independent	-
Nominating Committee	Jack Brier (Chair) Rochelle Chronister - Independent James Concannon - Independent William Graves - Independent James Poolman - Independent Kurt Scott - Independent	-

## Remuneration of Management

**Executive Compensation.** The current compensation of management and executive officers is as follows:

<u>Name</u>	<u>Title</u>	<u>Total Compensation</u>	
		<u>2019</u>	<u>2018</u>
Jack H. Brier	Chairman of the Board of Directors, President and Chief Executive Officer	\$321,365 <sup>(1)</sup>	\$291,778
Jeffrey Brown	Vice President	\$311,000 <sup>(2)</sup>	\$243,500

<sup>(1)</sup> Consists of base salary of \$200,000, and bonus and additional compensation of \$121,365.

<sup>(2)</sup> Consists of base salary of \$150,000, and bonus of \$161,000.

The compensation of Mr. Brier is determined based on the recommendation of the Compensation Committee of the Board of Directors, which Committee consists solely of directors each of whom is independent. The Committee's recommendation for Mr. Brier's compensation for 2020 was approved by the full Board, with Mr. Brier abstaining. The committee has also determined that Mr. Brier's base salary will increase to \$250,000 for 2021. Mr. Brier will receive additional compensation for additional responsibilities undertaken by him in conjunction with the registration of the Shares offered hereby equal to 2% of the proceeds of such Offering.

Mr. Brown's compensation is determined by the employment agreement entered into on February 1, 2018 and filed with the SEC as exhibit 10.1 of the June 7, 2018 8-K.

## Security Ownership and Board Compensation

The following table sets forth information regarding the ownership and control of the outstanding shares of the Company's common stock, \$0.10 par value, as of December 31, 2019, and as of the completion of this Offering, assuming all Additional Shares offered are sold, but not including the effects of an "over-sale".

<u>Name of Beneficial Owner</u>	<u>Amount Beneficially Owned (as of 12/31/2020)</u>	<u>Percent of Class (as of 12/31/2020)</u>	<u>Percent Beneficially Owned after the Offer (Maximum)</u>	<u>2020 USAC Board Compensation</u>
Jack H. Brier, Chairman of the Board of Directors & President	414,800 <sup>(1)</sup>	5.36%	4.77%	\$10,050
Rochelle Chronister, Director	50,000	.65%	.57%	\$2,000
James Concannon, Director	50,000	.65%	.57%	\$10,050
Kurt Scott, Director	50,000	.65%	.57%	\$10,050
William Graves, Director	60,000	.78%	.69%	\$3,500
James Poolman, Director	35,055	.45%	.40%	\$1,250
Jeffrey Brown, Vice President	55,000	.71%	.63%	-
Officers and Directors as a group	714,855	9.25%	8.20%	
All other stockholders	7,026,632	90.75%	91.80%	
<b>TOTALS</b>	<b>7,741,487</b>	<b>100.0%</b>	<b>100.0%</b>	

<sup>(1)</sup> Includes 20,000 shares owned by Brier Development Company, Inc. of which Jack H. Brier is the sole owner.

## Interest of Management and Others in Certain Transactions

For serving as an officer of the Company, the Company has agreed to pay Mr. Brier the compensation specified in "Remuneration of Management – Executive Compensation".

## Shares Eligible for Future Sales

Prior to the 2015 Offering, there has been no market for the Common Stock of the Company, and it is anticipated that a market will not develop in the immediate future after the 2015 Offering. The effect, if any, of future public sales of the Common Stock described above on the market price of the Company's Common Stock cannot be predicted.

**Share Escrow Agreement.** All 1,200,000 Promotional Shares sold in the Company's initial private placement to Company founders at \$.20 share were initially placed in escrow pursuant to the terms of a Promotional Shares Escrow Agreement (the "Share Escrow Agreement") pending completion of the Company's 2010 Offering and satisfaction of the release conditions described in the Share Escrow Agreement.

Under the terms of the Share Escrow Agreement, the Promotional Shares subject thereto may be released pro rata among the owners of the Promotional Shares beginning three years after the completion date of the 2010 Offering, in quarterly increments of two and one-half percent (2½%). All remaining Promotional Shares will be released from escrow on the fifth anniversary of the completion date of the registered offering. In the event Promotional Shares in the escrow become "Covered Securities," as defined in Section 18(b)(1) of the Securities Act, the Escrow Agent must release all Promotional Shares held in escrow.

As of the date of this Post-Effective Amendment No. 6, no Promotional Shares have been released from escrow. Notwithstanding the Share Escrow Agreement, the Board of Directors approved a resolution as follows:

"Be it Resolved that the Promotional Share Escrow Agreement dated February 24, 2010 remains in effect with respect to the warrant offering in the prospectus dated February 24, 2015 and that the release of promotional shares under that agreement will commence three years after the later of the termination or expiration of the last post-effective amendments filed in conjunction with the February 2015 registration statement."

During the term of the Share Escrow Agreement, the depositing stockholders retain all voting and dividend rights with respect to the Promotional Shares held in escrow. The Promotional Shares may not, however, be sold or otherwise disposed of for value prior to termination of the Share Escrow Agreement. All Promotional Shares will be released from escrow pursuant to the terms of the Share Escrow Agreement three years after the termination of this offering.

## **Plan of Distribution**

The Company is offering up to a maximum 1,500,000 Additional Shares on a best efforts basis only through a network of agents, hired, trained and registered as agents of USAC with the Office of the Kansas Securities Commissioner.

Commission expense will not exceed 10% of the amount of the Shares sold. In addition, the agents may receive prizes and other incentives for their sales efforts.

The purchase price shall be payable in cash prior to the issuance of Shares.

This Offering will continue until all Shares offered are sold or until February 24, 2022, whichever occurs first. The Company, in its discretion, may extend the Offering by filing an amendment extending the 2015 Offering with, and subject to the approval by, the office of Kansas Securities Commissioner.

## **Capitalization**

The following table sets forth the capitalization of the Company as of December 31, 2020, and as adjusted pro forma capitalization as of such date to give effect to maximum Additional Shares offered hereby. This table should be read together with the balance sheet of the Company as of December 31, 2020, included herein.



	<u>Actual at December 31, 2020</u>	<u>(Maximum Offering Amt) As Adjusted <sup>(1)</sup></u>
Stockholders' Equity: Common Stock, \$.10 par value, 20,000,000 shares authorized, 7,741,487 shares outstanding (as adjusted, 8,697,706) Preferred Stock, \$5.00 par value, 1,000,000 shares authorized, none issued	\$774,150	\$869,771
Additional Paid-in Capital	23,063,273	27,883,005
Accumulated Deficit	(8,997,507)	(8,997,507)
Accumulated OCI (Other Comprehensive Income)	3,564,875	3,564,875
Total Stockholders' Equity	\$18,404,791	\$23,320,144

(1) Assumes net proceeds from the 2015 Offering of \$5,689,503.

### **Legal Matters**

The validity of the Securities offered hereby has been passed upon for the Company by Law Offices of Lathrop & Gage LLC, Kansas City, MO.

### **Independent Auditors**

The financial statements of the Company as of and for the year ended December 31, 2020 and 2019 included in the Post-Effective Amendment were audited by Kerber, Eck & Braeckel LLP, Springfield, IL.

### **Annual Reports to Stockholders**

The Company supplies annual reports of its financial condition to all holders of its securities and such reports contain financial statements that will be examined and reported upon by an independent certified public accountant. Such financial statements are prepared in accordance with generally accepted accounting principles.

On May 2, 2016, we filed a Form 10 Registration Statement (the "Registration Statement") with the Securities and Exchange Commission (the "SEC") under the Securities Exchange Act of 1934 (the "Exchange Act"), to register the Shares in accordance with Section 12(g) of the Exchange Act, which requires registration of any class of securities issued by a company with more than \$10 million in total assets and held by 2,000 or more persons, or 500 persons who do not qualify as "accredited investors." Upon effectiveness of the Registration Statement, we became subject to the reporting requirement of the Exchange Act and are obligated to file annual reports, quarterly and current reports with the SEC, as well as comply with the SEC's proxy solicitation rules, and management and significant stockholder ownership reporting requirements.



## Form of Subscription Agreement – Exhibit A

4123 SW Gage Center Dr., Suite 240  
Topeka, KS 66604

### Purchase Form

### Subscription Agreement

The undersigned hereby acknowledges receipt of the Post-Effective Amendment 6 dated February 24, 2021, relating to the offering of 1,500,000 shares of the Common Stock (the “Shares”) of US Alliance Corporation, a Kansas corporation (“USAC” or the “Company”), under the terms and conditions in the Post-Effective Amendment 6. The undersigned agrees to the purchase of \_\_\_\_\_ Shares of the Company, and herewith makes payment in full of the purchase price of \$7.00 per Share.

The Company is instructed to issue certificates for such Shares and to deliver the same at the address indicated.

The undersigned hereby represents and warrants as follows (please separately initial each representation made below):

	Yes	No	
1.			(a) At the time of the purchase of your shares in the Company, does your individual net worth or joint net worth with your spouse exceed \$1,000,000 (this does not include the value of the individual's primary residence or debt secured by the primary residence)?
2.			(b) In each of the two years preceding the purchase of your Shares in the Company, did your individual income exceed \$200,000 or did joint income with your spouse exceed \$300,000 and do you have a reasonable expectation of reaching the same income level in the year in which you are purchasing the Shares?

	<u>Primary Investor</u>	<u>Joint Investor</u>	
3.			(a) The undersigned agrees and acknowledges that the Shares acquired may not be sold or otherwise transferred until at least nine (9) months after completion of the Company's 2015 Offering (as defined in the Post-Effective Amendment 6).
4.			(b) The purchase of Shares pursuant thereto is made for investment and not for resale or other distribution.
5.			(c) The undersigned has carefully reviewed the Post-Effective Amendment 6 and relied solely on the Post-Effective Amendment 6 and any related information otherwise provided to it in writing by the Company in deciding to subscribe for the Shares.
6.			(d) The undersigned understands the risks associated with an investment in the Shares and the meaning and legal consequences of the representations contained herein.
7.			(e) The undersigned is a resident of the state of Kansas and the address set forth below is his/her true and current address.

**If you answer “Yes” to #1 or #2 above, you do not need to answer #10 or #11 below.**

**Subscriber Acknowledgement.** Please separately initial each of the statements/representations below. Except in the case of fiduciary accounts, you may not grant any person a power of attorney to make such statements/representations. In order to induce the Corporation to accept this subscription, I/we hereby represent and warrant to you as follows:

	<u>Primary Investor</u>	<u>Joint Investor</u>	
8.			(a) <b>I/WE MAY CANCEL OR RESCIND THIS SUBSCRIPTION WITHIN 5 BUSINESS DAYS OF THE DATE OF THE SUBSCRIPTION.</b>
9.			(b) I/we understand my/our subscription agreement copy will serve as my/our receipt for my/our stock and that under the law I/we will not receive my/our stock until 120 days.
10.			(c) I/we have a minimum annual gross income of \$70,000 and minimum net worth of \$70,000 exclusive of automobiles, home and home furnishings, OR I/we have a minimum net worth of \$250,000, exclusive of automobiles, home and home furnishings.
11.			(d) I/we represent that my/our investment in US Alliance Corporation is 10% or less of my/our liquid net worth. For these purposes, liquid net worth is defined as that portion of total net worth (total assets minus total liabilities) that is comprised of cash, cash equivalents, and readily marketable securities.
12.			(e) The foregoing subscription is made subject to all of the terms set out in the Post-Effective Amendment 6.

Subject to the terms and conditions of this Subscription Agreement and the Post-Effective Amendment 6, the undersigned hereby irrevocably subscribes for and agrees to purchase \_\_\_\_\_ Shares and tenders herewith a check (check no. \_\_\_\_\_) in the amount of \$ \_\_\_\_\_ payable to "**US Alliance Corporation**". This amount represents a total payment of the subscription price for the Shares.

\_\_\_\_\_  
Subscriber Name Printed or Typed      D.O.B

\_\_\_\_\_  
Subscriber's Social Security or Taxpayer I.D. No.      Subscriber's Kansas Driver's License No.

\_\_\_\_\_  
Street Address

\_\_\_\_\_  
City, State, Zip      County

\_\_\_\_\_  
Home Phone No.      Business Phone No.

\_\_\_\_\_  
Title and Occupation

\_\_\_\_\_  
Subscriber's Email Address      Name Goes By

I authorize the Company to disclose my name as a subscriber.     Yes     No

Name in which certificates to be issued if other than Subscriber:	
_____ Name	
_____ Street Address	
_____ City, State, Zip	_____ County
_____ Social Security or Taxpayer I.D. No.	_____ D.O.B
_____ Email Address	
<b><u>Issue Certificate as follows:</u></b>	
<input type="checkbox"/> Individual	<input type="checkbox"/> Joint Tenants WROS
<input type="checkbox"/> Tenants in Common	<input type="checkbox"/> Uniform Gift to Minors
<input type="checkbox"/> Other _____	

**Signatures**

\_\_\_\_\_  
Signature of Subscriber

\_\_\_\_\_  
Signature of Joint Subscriber

\_\_\_\_\_  
Printed Name of Subscriber

\_\_\_\_\_  
Printed Name of Joint Subscriber

<b><u>US Alliance Corporation</u></b>	
Subscription Date: _____	By: _____ Registered Agent      Agent #
Signed at City: _____, Kansas	By: _____ Split Registered Agent Name and/or Agent #
<input type="checkbox"/> Tax Preparer <input type="checkbox"/> Insurance Agent <input type="checkbox"/> Funeral Home <input type="checkbox"/> Firefighter <input type="checkbox"/> Financial Advisor <input type="checkbox"/> Bank <input type="checkbox"/> Group	

I/We acknowledge that I/we will receive one stock certificate for my/our total purchase of shares within 120 days AFTER all future bank drafts have been collected.

\_\_\_\_\_  
Signature of Subscriber

\_\_\_\_\_  
Signature of Joint Subscriber

NOTES:



## USAC Privacy Pledge

I/We acknowledge that I/we have received a copy of the USAC Privacy Pledge.

Yes  No

I/We consent to receive future copies of the USAC Privacy Pledge by electronic mailing (email).

Yes  No

---

Signature of Subscriber

---

Signature of Joint Subscriber

## Authorization for Electronic Fund Transfer

When you provide a check as payment, you authorize US Alliance Corporation to either use information from your check to make a one-time electronic fund transfer from your account or to process the payment as a check transaction. For inquiries, please call 1-866-953-4675.

---

Authorized Signature

/ /  
Date

## Financial Statements – Appendix I

[Table of Contents](#)

# **US Alliance Corporation**

Consolidated Financial Statements  
December 31, 2020 and 2019  
(With Independent Auditor's Report Thereon)

---

**Contents**

---

<a href="#">Report of Independent Registered Public Accounting Firm</a>	F-1
---	-----

---

<a href="#">Consolidated Financial Statements</a>	
<a href="#">Consolidated Balance Sheets</a>	F-2
<a href="#">Consolidated Statements of Comprehensive Income</a>	F-3
<a href="#">Consolidated Statements of Changes in Shareholders' Equity</a>	F-4
<a href="#">Consolidated Statements of Cash Flows</a>	F-5
<a href="#">Supplemental Cash Flow Information</a>	F-6
<a href="#">Notes to Consolidated Financial Statements</a>	F-7 – F-31

---

To the Board of Directors and  
Shareholders of US Alliance Corporation

**Opinion on the Financial Statements**

We have audited the accompanying consolidated balance sheets of US Alliance Corporation and Subsidiaries (the Company) as of December 31, 2020 and 2019, and the related consolidated statements of comprehensive income, changes in shareholders' equity, and cash flows for each of the years in the two-year period ended December 31, 2020, and the related notes (collectively referred to as the financial statements). In our opinion, the consolidated financial statements present fairly, in all material respects, the financial position of the Company as of December 31, 2020 and 2019, and the results of its operations and its cash flows for each of the years in the two-year period ended December 31, 2020, in conformity with accounting principles generally accepted in the United States of America.

**Basis for Opinion**

These consolidated financial statements are the responsibility of the Company's management. Our responsibility is to express an opinion on the Company's consolidated financial statements based on our audits. We are a public accounting firm registered with the Public Company Accounting Oversight Board (United States) (PCAOB) and are required to be independent with respect to the Company in accordance with the U.S. federal securities laws and the applicable rules and regulations of the Securities and Exchange Commission and the PCAOB.

We conducted our audits in accordance with the standards of the PCAOB. Those standards require that we plan and perform the audit to obtain reasonable assurance about whether the consolidated financial statements are free of material misstatement, whether due to error or fraud. The Company is not required to have, nor were we engaged to perform, an audit of its internal control over financial reporting. As part of our audits, we are required to obtain an understanding of internal control over financial reporting, but not for the purpose of expressing an opinion on the effectiveness of the Company's internal control over financial reporting. Accordingly, we express no such opinion.

Our audits included performing procedures to assess the risks of material misstatement of the financial statements, whether due to error or fraud, and performing procedures that respond to those risks. Such procedures included examining, on a test basis, evidence regarding the amounts and disclosures in the consolidated financial statements. Our audits also included evaluating the accounting principles used and significant estimates made by management, as well as evaluating the overall presentation of the consolidated financial statements. We believe that our audits provide a reasonable basis for our opinion.

We have served as the Company's auditor since 2016.

/s/ Kerber, Eck & Braeckel LLP  
Springfield, Illinois  
February 22, 2021



**US Alliance Corporation**  
**Consolidated Balance Sheets**

	December 31, 2020	December 31, 2019
<b>Assets</b>		
Investments:		
Available for sale fixed maturity securities (amortized cost: \$33,784,518 and \$30,823,397 as of December 31, 2020 and December 31, 2019, respectively)	\$ 37,677,578	\$ 33,152,892
Equity securities, at fair value	9,221,574	10,141,503
Mortgage loans on real estate	3,166,136	-
Funds withheld under coinsurance agreement, at fair value	46,830,076	-
Policy loans	163,725	118,930
Real estate, net of depreciation	1,415,743	-
<b>Total investments</b>	<b>98,474,832</b>	<b>43,413,325</b>
Cash and cash equivalents	4,320,759	6,678,805
Investment income due and accrued	423,036	321,362
Reinsurance related assets	165,082	188,382
Deferred acquisition costs, net	7,105,890	2,652,674
Value of business acquired, net	2,703,233	559,994
Property, equipment and software, net	37,818	43,841
Goodwill	277,542	277,542
Deferred tax asset, net of valuation allowance	243,257	431,158
Other assets	1,635,647	372,166
<b>Total assets</b>	<b>\$ 115,387,096</b>	<b>\$ 54,939,249</b>
<b>Liabilities and Shareholders' Equity</b>		
Liabilities:		
Policy liabilities		
Deposit-type contracts	\$ 72,082,207	\$ 19,396,614
Policyholder benefit reserves	21,158,568	17,326,524
Dividend accumulation	116,127	123,038
Advance premiums	102,178	78,709
<b>Total policy liabilities</b>	<b>93,459,080</b>	<b>36,924,885</b>
Accounts payable and accrued expenses	1,507,756	122,981
Federal Home Loan Bank advance	2,000,000	1,000,000
Other liabilities	15,469	15,186
<b>Total liabilities</b>	<b>96,982,305</b>	<b>38,063,052</b>
Shareholders' Equity:		
Common stock, \$0.10 par value. Authorized 20,000,000 shares; issued and outstanding 7,741,487 and 7,734,004 shares as of December 30, 2020 and December 31, 2019, respectively	774,150	773,401
Additional paid-in capital	23,063,273	23,210,257
Accumulated deficit	(8,997,507)	(9,436,956)
Accumulated other comprehensive income	3,564,875	2,329,495
<b>Total shareholders' equity</b>	<b>18,404,791</b>	<b>16,876,197</b>
<b>Total liabilities and shareholders' equity</b>	<b>\$ 115,387,096</b>	<b>\$ 54,939,249</b>

See Notes to Consolidated Financial Statements.

**US Alliance Corporation**  
**Consolidated Statements of Comprehensive Income**

	Years Ended December 30,	
	2020	2019
<b>Income:</b>		
Premium income	\$ 10,117,110	\$ 9,076,205
Net investment income	3,552,261	1,790,601
Net investment gains	1,967,014	1,042,334
Other income	635,520	57,146
<b>Total income</b>	<b>16,271,905</b>	<b>11,966,286</b>
<b>Expenses:</b>		
Death claims	1,943,563	1,287,893
Policyholder benefits	5,248,470	4,212,534
Increase in policyholder reserves	3,359,609	2,599,575
Commissions, net of deferrals	781,400	783,724
Amortization of deferred acquisition costs	970,386	433,218
Amortization of value of business acquired	20,302	20,303
Salaries & benefits	1,219,534	1,081,955
Other operating expenses	2,429,466	1,379,034
<b>Total expense</b>	<b>15,972,730</b>	<b>11,798,236</b>
<b>Income before federal income tax</b>	<b>\$ 299,175</b>	<b>\$ 168,050</b>
<b>Federal income tax benefit</b>	<b>140,274</b>	<b>431,158</b>
<b>Total federal income tax benefit</b>	<b>140,274</b>	<b>431,158</b>
<b>Net income</b>	<b>\$ 439,449</b>	<b>\$ 599,208</b>
<b>Net income per common share, basic and diluted</b>	<b>\$ 0.06</b>	<b>\$ 0.08</b>
Unrealized net holding gains arising during the period, net of tax	2,390,992	3,420,928
Reclassification adjustment for gains included in net income	(1,155,612)	(5,764)
Other comprehensive income	1,235,380	3,415,164
<b>Comprehensive income</b>	<b>\$ 1,674,829</b>	<b>\$ 4,014,372</b>

See Notes to Consolidated Financial Statements.

**US Alliance Corporation**  
**Consolidated Statements of Changes in Shareholders' Equity**  
**Years Ended December 31, 2020 and 2019**

	Number of Shares of Common Stock	Common Stock	Additional Paid-in Capital	Accumulated Other Comprehensive Income / (Loss)	Accumulated Deficit	Total
<b>Balance, December 31, 2018</b>	<b>7,650,551</b>	<b>\$ 765,056</b>	<b>\$ 22,989,443</b>	<b>\$ (2,184,429)</b>	<b>\$ (8,937,404)</b>	<b>\$ 12,632,666</b>
Common stock issued, \$7 per share	83,453	8,345	575,826	-	-	584,171
Costs associated with common stock issued	-	-	(355,012)	-	-	(355,012)
Cumulative effect, adoption of accounting guidance for equity securities	-	-	-	1,098,760	(1,098,760)	-
Other comprehensive income	-	-	-	3,415,164	-	3,415,164
Net income	-	-	-	-	599,208	599,208
<b>Balance, December 31, 2019</b>	<b>7,734,004</b>	<b>\$ 773,401</b>	<b>\$ 23,210,257</b>	<b>\$ 2,329,495</b>	<b>\$ (9,436,956)</b>	<b>\$ 16,876,197</b>
Common stock issued, \$7 per share	7,483	749	51,632	-	-	52,381
Costs associated with common stock issued	-	-	(198,616)	-	-	(198,616)
Other comprehensive income	-	-	-	1,235,380	-	1,235,380
Net income	-	-	-	-	439,449	439,449
<b>Balance, December 31, 2020</b>	<b>7,741,487</b>	<b>\$ 774,150</b>	<b>\$ 23,063,273</b>	<b>\$ 3,564,875</b>	<b>\$ (8,997,507)</b>	<b>\$ 18,404,791</b>

See Notes to Consolidated Financial Statements.

**US Alliance Corporation**  
**Consolidated Statements of Cash Flows**

	Years Ended December 31,	
	2020	2019
<b>Cash Flows from operating activities:</b>		
Net income	\$ 439,449	\$ 599,208
Adjustments to reconcile net income to net cash provided by operating activities:		
Depreciation and amortization	34,425	10,237
Net realized (gains) losses on the sale of securities	(1,014,347)	214,435
Unrealized gains on equity securities	(299,373)	(1,256,769)
Change in fair value of funds withheld embedded derivative	(653,294)	-
Amortization of investment securities, net	129,970	45,133
Gain on recaptured reinsurance	(543,794)	-
Deferred acquisition costs capitalized	(678,510)	(328,488)
Deferred acquisition costs amortized	970,386	433,218
Value of business acquired amortized	20,302	20,303
Interest credited on deposit type contracts	1,099,483	593,794
(Increase) decrease in operating assets:		
Change in funds withheld	(911,599)	-
Investment income due and accrued	(101,674)	(34,472)
Reinsurance related assets	(3,740)	(26,536)
Deferred tax assets, net of valuation allowance	(140,274)	(431,158)
Other assets	(1,008,077)	34,803
Increase (decrease) in operating liabilities:		
Policyowner benefit reserves	3,358,452	2,629,005
Dividend Accumulation	(6,911)	(53,018)
Advance premiums	23,469	21,973
Other liabilities	283	(13,526)
Accounts payable and accrued expenses	1,384,775	(188,101)
<b>Net cash provided by operating activities</b>	<b>2,099,401</b>	<b>2,270,041</b>
<b>Cash Flows from investing activities:</b>		
Purchase of fixed income investments	(3,039,784)	(1,888,127)
Purchase of equity investments	(5,606,996)	(7,729,600)
Purchase of mortgage investments	(3,171,359)	-
Purchase of real estate and leasehold improvements	(1,415,743)	-
Proceeds from fixed income sales and repayments	2,234,085	981,939
Proceeds from equity sales	5,555,808	7,623,536
Proceeds from mortgage repayments	5,223	-
Transfers to funds withheld	(4,391,824)	-
Interest on policy loans	(8,934)	(8,122)
Increase in policy loans	(35,861)	(54,269)
Purchase of property, equipment and software	(28,403)	-
<b>Net cash used in investing activities</b>	<b>(9,903,788)</b>	<b>(1,074,643)</b>
<b>Cash Flows from financing activities:</b>		
Receipts on deposit-type contracts	6,805,322	3,535,094
Withdrawals on deposit-type contracts	(2,212,746)	(1,358,492)
Proceeds from FHLB advance	1,000,000	1,000,000
Proceeds received from issuance of common stock, net of costs of issuance	(146,235)	229,159
<b>Net cash provided by financing activities</b>	<b>5,446,341</b>	<b>3,405,761</b>
<b>Net increase (decrease) in cash and cash equivalents</b>	<b>(2,358,046)</b>	<b>4,601,159</b>
<b>Cash and Cash Equivalents:</b>		
Beginning	6,678,805	2,077,646
Ending	\$ 4,320,759	\$ 6,678,805

See Notes to Consolidated Financial Statements.

**US Alliance Corporation**  
**Supplemental Cash Flow Information**

	Years Ended December 31,	
	2020	2019
<b>Supplemental Disclosure of Non-Cash Information</b>		
Funds withheld assumed deposits on deposit-type contracts	\$ 47,078,703	\$ -
Funds withheld assumed withdrawals on deposit-type contracts	85,169	-
Commissions and expense allowances deducted from funds withheld	6,820,167	-
Deferred acquisition costs released on reinsurance recapture	1,146,150	-
Deposit-type contract liabilities released on reinsurance recapture	6,893,561	-
Deposit-type contract liabilities acquired by DCLIC from ALSC	6,893,561	-
Value of business acquired by DCLIC from ALSC	2,163,541	-
Investments transferred out on reinsurance recapture	7,990,509	-
Investments received on assumption agreement	7,990,509	-

**US Alliance Corporation**

**Notes to Consolidated Financial Statements**

---

**Note 1. Description of Business and Significant Accounting Policies**

**Description of business:** US Alliance Corporation ("USAC") was formed as a Kansas corporation on April 24, 2009 to raise capital to form a new Kansas-based life insurance company. Our offices are located at 1303 SW First American Place, Suite 200, Topeka, Kansas 66604. Our telephone number is 785-228-0200 and our website address is [www.usalliancecorporation.com](http://www.usalliancecorporation.com).

USAC has five wholly-owned operating subsidiaries. US Alliance Life and Security Company ("USALSC") was formed June 9, 2011, to serve as our life insurance company. US Alliance Marketing Corporation ("USAMC") was formed April 23, 2012, to serve as a marketing resource. US Alliance Investment Corporation ("USAIC") was formed April 23, 2012 to serve as investment manager for USAC. Dakota Capital Life Insurance Company ("DCLIC"), was acquired on August 1, 2017 when USAC merged with Northern Plains Capital Corporation ("NPCC"). US Alliance Life and Security Company - Montana (USALSC-Montana), was acquired December 14, 2018. Both DCLIC and USALSC-Montana are wholly-owned subsidiaries of USALSC.

The Company terminated its initial public offering on February 24, 2013. During the balance of 2013, the Company achieved approval of an array of life insurance and annuity products, began development of various distribution channels and commenced insurance operations and product sales. The Company sold its first insurance product on May 1, 2013. The Company continued to expand its product offerings and distribution channels throughout 2014 and 2015. On February 24, 2015, the Company commenced a warrant exercise offering set to expire on February 24, 2016. On February 24, 2016, the Company extended the offering until February 24, 2017 and made additional shares available for purchase. All outstanding warrants expired on April 1, 2016. The Company further extended this offering to February 24, 2021. During the 4<sup>th</sup> quarter of 2017, the Company began a private placement offering to accredited investors in the state of North Dakota.

USALSC received a Certificate of Authority from the Kansas Insurance Department ("KID") effective January 2, 2012, and sold its first insurance product on May 1, 2013. DCLIC received a Certificate of Authority from the North Dakota Insurance Department ("NDID") effective January 24, 2012.

The Company's single pay life products (which include our Juvenile and Pre-Need products) accounted for 61% of 2020 direct premium revenue. Individual life and Critical Illness products (which include Term Life and Whole Life products) accounted for 21% of 2020 direct premium revenue. The Company's group products accounted for 18% of 2020 direct written premiums.

USALSC and DCLIC seek opportunities to develop and market additional products.

The Company's business model also anticipates the acquisition by USAC and/or USALSC of other insurance and insurance related companies, including third-party administrators, marketing organizations, and rights to other blocks of insurance business through reinsurance or other transactions.

**Basis of presentation:** The consolidated financial statements of the Company have been prepared in accordance with accounting principles generally accepted ("GAAP") in the United States of America.

**Principles of consolidation:** The consolidated financial statements include the accounts of the Company and its wholly owned subsidiaries. All intercompany balances and transactions have been eliminated from the consolidated financial statements.

**Area of Operation:** US Alliance Life and Security Company is authorized to operate in the states of Kansas, North Dakota, Missouri, Nebraska, Oklahoma, and Wyoming. DCLIC is authorized to operate in the states of North Dakota and South Dakota. USALSC-Montana is authorized to operate in the state of Montana.

US Alliance Corporation

Notes to Consolidated Financial Statements

---

**Note 1. Description of Business and Significant Accounting Policies (Continued)**

Available for sale securities: Investments in available-for-sale securities are carried in the consolidated financial statements at fair value. Net unrealized holding gains (losses) on fixed maturity securities are included in accumulated other comprehensive income. Bond premiums and discounts are amortized using the scientific-yield method over the term of the bonds. Net unrealized holding gains (losses) on equity securities are included as a component of net investment gains (losses).

Realized gains and losses on securities sold during the year are determined using the specific identification method and included in investment income as a component of net investment gains (losses). Investment income is recognized as earned.

Management has a policy and process in place to identify securities that could potentially have an impairment that is other-than-temporary. The assessment of whether impairments have occurred is based on a case-by-case evaluation of underlying reasons for the decline in fair value. We consider severity of impairment, duration of impairment, forecasted recovery period, industry outlook, financial condition of the issuer, issuer credit ratings and whether we intend to sell a security or it is more likely than not that we would be required to sell a security prior to the recovery of the amortized cost.

The recognition of other-than-temporary impairment losses on debt securities is dependent on the facts and circumstances related to the specific security. If we intend to sell a security or it is more likely than not that we would be required to sell a security prior to recovery of the amortized cost, the difference between amortized cost and fair value is recognized in the income statement as an other-than-temporary impairment. As it relates to debt securities, if we do not expect to recover the amortized basis, do not plan to sell the security and if it is not more likely than not that we would be required to sell a security before the recovery of its amortized cost, the other-than-temporary impairment would be recognized. We would recognize the credit loss portion through earnings in the income statement and the noncredit loss portion in accumulated other comprehensive loss. As of December 31, 2020 and 2019, the Company had no investment securities that were evaluated to be other than temporarily impaired.

Mortgage Loans on Real Estate: Mortgage loans on real estate are carried at unpaid principal balances, net of any unamortized premium or discount and valuation allowances. Interest income is accrued on the principal amount of the mortgage loans based on its contractual interest rate. Amortization of premiums and discounts is recorded using the effective yield method. The Company accrues interest on loans until probable the Company will not receive interest or the loan is 90 days past due. Interest income, amortization of premiums, accretion of discounts and prepayment fees are reported in investment income, net of related expenses in the consolidated statements of comprehensive income.

A mortgage loan is considered to be impaired when, based on the current information and events, it is probable that the Company will be unable to collect all amounts due according to the contractual terms of the mortgage agreement.

Valuation allowances on mortgage loans are established based upon inherent losses expected by management to be realized in connection with future dispositions or settlement of mortgage loans, including foreclosures. The Company establishes valuation allowances for estimated impairments on an individual loan basis as of the balance sheet date. Such valuation allowances are based on the excess carrying value of the loan over the present value of expected future cash flows discounted at the loan's original effective interest rate, the value of the loan's collateral if the loan is in the process of foreclosure or is otherwise collateral-dependent, or the loan's market value if the loan is being sold. These evaluations are revised as conditions change and new information becomes available. In addition to historical experience, management considers qualitative factors that include the impact of changing macro-economic conditions, which may not be currently reflected in the loan portfolio performance, and the quality of the loan portfolio.

US Alliance Corporation

Notes to Consolidated Financial Statements

---

**Note 1. Description of Business and Significant Accounting Policies (Continued)**

Any interest accrued or received on the net carrying amount of the impaired loan will be included in investment income or applied to the principal of the loan, depending on the assessment of the collectability of the loan. Mortgage loans deemed to be uncollectible or that have been foreclosed are charged off against the valuation allowances and subsequent recoveries, if any, are credited to the valuation allowances. Changes in valuation allowances are reported in investment related gains (losses), net on the consolidated statements of income.

The Company evaluates whether a mortgage loan modification represents a troubled debt restructuring. In a troubled debt restructuring, the Company grants concessions related to the borrower's financial difficulties. Generally, the types of concessions include: reduction of the contractual interest rate, extension of the maturity date at an interest rate lower than current market interest rates and/or a reduction of accrued interest. The Company considers the amount, timing and extent of the concession granted in determining any impairment or changes in the specific valuation allowance recorded in connection with the troubled debt restructuring. Through the continuous monitoring process, the Company may have recorded a specific valuation allowance prior to when the mortgage loan is modified in a troubled debt restructuring. Accordingly, the carrying value (after specific valuation allowance) before and after modification through a troubled debt restructuring may not change significantly, or may increase if the expected recovery is higher than the pre-modification recovery assessment.

Funds Withheld under Coinsurance Agreement: Funds withheld under coinsurance agreement represent amounts contractually withheld by American Life and Security Corporation in accordance with a reinsurance agreement entered into in 2020. For agreements written on a coinsurance funds withheld basis, assets that support the net statutory reserves or as defined by the treaty, are withheld and legally owned by the ceding company. Interest is recorded in net investment income, net of related expenses in the consolidated statements of income. Funds withheld under coinsurance agreement are presented net of the embedded derivative, discussed below.

Embedded Derivatives: The Company has entered into coinsurance funds withheld arrangement which contains an embedded derivative. Under ASC 815, the Company assesses whether the embedded derivative is clearly and closely related to the host contract. The Company bifurcates embedded derivatives from the host instrument for measurement purposes when the embedded derivative possesses economic characteristics that are not clearly and closely related to the economic characteristics of the host contract and a separate instrument with the same terms would qualify as a derivative instrument. Embedded derivatives, which are reported with the host instrument on the consolidated balance sheets in funds withheld under coinsurance agreement, are reported at fair value with changes in fair value recognized in the consolidated statements of comprehensive income in net investment gains (losses).

Policy loans: Policy loans are stated at aggregate unpaid principal balances.

Investment Real Estate: Real estate is stated at cost, less allowances for depreciation and, as appropriate, provisions for possible losses.

Cash and cash equivalents: For purposes of the statement of cash flows, the Company considers demand deposits and highly liquid investments with original maturities of three months or less when purchased to be cash and cash equivalents. The Company maintains its cash balances in one financial institution located in Topeka, Kansas. The FDIC insures aggregate balances, including interest-bearing and noninterest-bearing accounts, of \$250,000 per depositor per insured institution. The Company's financial institution is a member of a network that participates in the Insured Cash Sweep (ICS) program. By participating in ICS, the Company's deposits in excess of the insured limit are apportioned and placed in demand deposit accounts at other financial institutions in amounts under the insured limit. As a result, the Company can access insurance coverage from multiple financial institutions while working directly with one. The Company had no amounts uninsured as of December 31, 2020. The Company has not experienced any losses in such accounts and believes it is not exposed to any significant credit risk on cash and cash equivalents.



## US Alliance Corporation

## Notes to Consolidated Financial Statements

**Note 1. Description of Business and Significant Accounting Policies (Continued)**

**Reinsurance:** In the normal course of business, the Company seeks to limit aggregate and single exposure to losses on risks by purchasing reinsurance. The amounts reported in the consolidated balance sheets as reinsurance recoverable include amounts billed to reinsurers on losses paid as well as estimates of amounts expected to be recovered from reinsurers on insurance liabilities that have not yet been paid. Reinsurance recoverable on unpaid losses are estimated based upon assumptions consistent with those used in establishing the liabilities related to the underlying reinsured contracts. Insurance liabilities are reported gross of reinsurance recoverable. Management believes the recoverables are appropriately established. Reinsurance premiums are generally reflected in income in a manner consistent with the recognition of premiums on the reinsured contracts. Reinsurance does not extinguish the Company's primary liability under the policies written. Therefore, the Company regularly evaluates the financial condition of its reinsurers including their activities with respect to claim settlement practices and commutations, and establishes allowances for uncollectible reinsurance recoverable as appropriate. There were no allowances as of December 31, 2020 and 2019.

**Deferred acquisition costs:** The Company capitalizes and amortizes over the life of the premiums produced incremental direct costs that result directly from and are essential to the contract acquisition transaction and would not have been incurred by the Company had the contract acquisition not occurred. An entity may defer incremental direct costs of contract acquisition that are incurred in transactions with independent third parties or employees as well as the portion of employee compensation and other costs directly related to underwriting, policy issuance and processing, medical inspection, and contract selling for successfully negotiated contracts. Additionally, an entity may capitalize as a deferred acquisition cost only those advertising costs meeting the capitalization criteria for direct-response advertising. Acquisition costs are amortized over the premium paying period using the net level premium method. Traditional life insurance products are treated as long duration contracts, which generally remain in force for the lifetime of the insured.

The following table provides information about deferred acquisition costs for the years ended December 31, 2020 and 2019, respectively.

	Year ended December 31, 2020	Year ended December 31, 2019
Deferred Acquisition costs		
Balance at beginning of period	\$ 2,652,674	\$ 2,757,404
DAC on reinsurance recapture	(1,146,150)	-
Capitalization of commissions, sales and issue expenses	6,569,752	328,488
Amortization net of interest	(970,386)	(433,218)
Balance at end of period	<u>\$ 7,105,890</u>	<u>\$ 2,652,674</u>

**Value of business acquired:** Value of business acquired (VOBA) represents the estimated value assigned to purchased companies or insurance in-force of the assumed policy obligations at the date of acquisition of a block of policies. At least annually, a review is performed of the models and the assumptions used to develop expected future profits, based upon management's current view of future events. VOBA is reviewed on an ongoing basis to determine that the unamortized portion does not exceed the expected recoverable amounts. Management's view primarily reflects our experience but can also reflect emerging trends within the industry. Short-term deviations in experience affect the amortization of VOBA in the period, but do not necessarily indicate that a change to the long-term assumptions of future experience is warranted. If it is determined that it is appropriate to change the assumptions related to future experience, then an unlocking adjustment is recognized for the block of business being evaluated. Certain assumptions, such as interest spreads and surrender rates, may be interrelated. As such, unlocking adjustments often reflect revisions to multiple assumptions. The VOBA balance is immediately impacted by any assumption changes, with the change reflected through the statements of comprehensive income as an unlocking adjustment in the amount of VOBA amortized. These adjustments can be positive or negative with adjustments reducing amortization limited to amounts previously deferred plus interest accrued through the date of the adjustment. VOBA is amortized on a straight-line method over 30 years.

## US Alliance Corporation

Notes to Consolidated Financial Statements

---

**Note 1. Description of Business and Significant Accounting Policies (Continued)**

In addition, we may consider refinements in estimates due to improved capabilities resulting from administrative or actuarial system upgrades. We consider such enhancements to determine whether and to what extent they are associated with prior periods or simply improvements in the projection of future expected gross profits due to improved functionality. To the extent they represent such improvements, these items are applied to the appropriate financial statement line items in a manner similar to unlocking adjustments.

**Property, equipment and software:** Property, equipment and software are stated at cost less accumulated depreciation. Expenditures for additions and improvements that significantly add to the productive capacity or extend the useful life of an asset are capitalized. Expenditures for maintenance and repairs are charged to income currently. Upon disposition, the cost and related accumulated depreciation are removed from the accounts and any gain or loss is included in income.

Depreciation is computed by the straight-line method over the estimated useful lives of the assets. Computer equipment is depreciated over no longer than a 5-year period. Furniture and equipment are depreciated over no longer than a 10-year period. Major categories of depreciable assets and the respective book values as of December 31, 2020 and 2019 are represented below.

	<b>Years Ended December 31, 2020</b>	<b>Year Ended December 31, 2019</b>
Computer	\$ 32,182	\$ 20,755
Furniture and equipment	39,679	97,410
Accumulated depreciation	<b>(34,043)</b>	<b>(74,324)</b>
Balance at end of period	<u>\$ 37,818</u>	<u>\$ 43,841</u>

**Goodwill:** Goodwill represents the excess of the amounts paid to acquire subsidiaries and other businesses over the fair value of their net assets at the date of acquisition. Goodwill is tested for impairment at least annually in the fourth quarter or more frequently if events or circumstances change that would indicate that a triggering event has occurred. We assess the recoverability of indefinite-lived intangible assets at least annually or whenever events or circumstances suggest that the carrying value of an identifiable indefinite-lived intangible asset may exceed the sum of the future discounted cash flows expected to result from its use and eventual disposition. If the asset is considered to be impaired, the amount of any impairment is measured as the difference between the carrying value and the fair value of the impaired asset.

**Income taxes:** The Company is subject to U.S. federal and state taxes. The provision for income taxes is based on income as reported in the consolidated financial statements. The income tax provision is calculated using the asset and liability method. Deferred income taxes are recorded based on the differences between the financial statement and tax basis of assets and liabilities at the enacted rates expected to apply to taxable income in the years in which the differences are expected to reverse. A valuation allowance is established for the amount of any deferred tax asset that exceeds the amount of the estimated future taxable income needed to utilize the future tax benefits.

All of the Company's tax returns are subject to U.S. federal, state and local income tax examinations by tax authorities. The Company had no known uncertain tax benefits included in its provision for income taxes as of December 31, 2020 and 2019. The Company's policy is to recognize interest and penalties (if applicable) as an element of the provision for income taxes in the consolidated statements of income.

## US Alliance Corporation

## Notes to Consolidated Financial Statements

**Note 1. Description of Business and Significant Accounting Policies (Continued)**

The tax years which remain subject to examination by taxing authorities are the years ended December 31, 2017 through 2020.

**Pre-paid expenses:** The Company recognizes pre-paid expenses as the expenses are incurred. Pre-paid expenses consist of systems consulting hours, insurance, and pre-paid benefit expense. Systems consulting hours are charged as they are incurred on projects. Insurance expenses are charged straight line over the life of the contract. Benefit expenses are charged as they are incurred.

**Deposit-type contracts:** Deposit-type contracts consist of amounts on deposit associated with deferred annuity contracts and premium deposit funds. The deferred annuity contracts credit interest based upon a fixed interest rate set by the Company. The Company has the ability to change this rate annually subject to minimums established by law or administrative regulation.

Liabilities for deferred annuity deposit-type contracts are included without reduction for potential surrender charges. This liability is equal to the accumulated account deposits, plus interest credited, and less policyholder withdrawals. The following table provides information about deferred annuity deposit-type contracts for the years ended December 31, 2020 and 2019.

	Year Ended December 31, 2020	Year ended December 31, 2019
Balance at beginning of period	\$ 19,063,141	\$ 16,201,166
Recaptured by American Life & Security Corp	(6,799,716)	-
Acquired from American Life & Security Corp	6,799,716	-
Deposits received	53,877,845	3,517,203
Interest credited	1,090,820	583,038
Withdrawals	(2,188,523)	(1,238,266)
Balance at end of period	<u>\$ 71,843,283</u>	<u>\$ 19,063,141</u>

The premium deposit funds credit interest based upon a fixed interest rate set by the Company. The Company has the ability to change this rate subject to minimums established by law or administrative regulation.

Liabilities for premium deposit fund deposit-type contracts are included without reduction for potential surrender charges. This liability is equal to the accumulated account deposits, plus interest credited, and less withdrawals. The following table provides information about premium deposit fund deposit-type contracts for the years ended December 31, 2020 and 2019.

	Year Ended December 31, 2020	Year ended December 31, 2019
Balance at beginning of period	\$ 333,473	\$ 425,052
Recaptured by American Life & Security Corp	(93,845)	-
Acquired from American Life & Security Corp	93,845	-
Deposits received	6,180	17,891
Interest credited	8,663	10,756
Withdrawals	(109,392)	(120,226)
Balance at end of period	<u>\$ 238,924</u>	<u>\$ 333,473</u>

**US Alliance Corporation**

**Notes to Consolidated Financial Statements**

---

**Note 1. Description of Business and Significant Accounting Policies (Continued)**

**Benefit reserves:** The Company establishes liabilities for amounts payable under insurance policies, including traditional life insurance and annuities. Generally, amounts are payable over an extended period of time. Liabilities for future policy benefits of traditional life insurance have been computed by a net level premium method based upon estimates at the time of issue for investment yields, mortality and withdrawals. These estimates include provisions for experience less favorable than initially expected. Mortality assumptions are based on industry experience expressed as a percentage of standard mortality tables.

**Policy claims:** Policy claims are based on reported claims plus estimated incurred but not reported claims developed from trends of historical data applied to current exposure. The Company's current estimate of incurred but not reported claims as of December 31, 2020 and 2019 is \$116,019 and \$127,711 and is included as a part of policyholder benefit reserves.

**Revenue recognition and related expenses:** Revenues on traditional life insurance products consist of direct premiums reported as earned when due. Premium income includes reinsurance assumed and is reduced by premiums ceded.

Amounts received as payment for annuity contracts without life contingencies are recognized as deposits to policyholder account balances and included in future insurance policy benefits. Revenues from these contracts are comprised of fees earned for contract-holder services, which are recognized over the period of the contracts, and included in revenue. Deposits are shown as a financing activity in the Consolidated Statements of Cash Flows.

Liabilities for future policy benefits are provided and acquisition costs are amortized by associating benefits and expenses with earned premiums to recognize related profits over the life of the contracts.

**Leases:** The Company, as lessor, has entered into an operating lease agreement for office space. The Company recognizes lease income for operating leases on a straight-line basis over the lease term. At contract inception, the Company defers any initial direct costs and amortizes the costs over the life of the lease on the same basis as lease income.

**Common stock and earnings per share:** The par value for common stock is \$0.10 per share with 20,000,000 shares authorized. As of December 31, 2020 and 2019 the company had 7,741,487 and 7,734,004 common shares issued and outstanding, respectively.

Earnings per share attributable to the Company's common stockholders were computed based on the net income and the weighted average number of shares outstanding during each year. The weighted average number of shares outstanding during the years ended December 31, 2020 and 2019 were 7,738,693 and 7,688,560 shares, respectively. Potential common shares are excluded from the computation when their effect is anti-dilutive. Basic and diluted net loss per common share is the same for the years ended December 31, 2020 and 2019.

**Comprehensive Income:** Comprehensive income is comprised of net income and other comprehensive income. Other comprehensive income includes unrealized gains and losses from marketable fixed maturity securities classified as available for sale, net of applicable taxes.

**Risk and uncertainties:** Certain risks and uncertainties are inherent in the Company's day-to-day operations and in the process of preparing its consolidated financial statements. The more significant of those risks and uncertainties, as well as the Company's method for mitigating the risks, are presented below and throughout the notes to the consolidated financial statements.

- Use of Estimates: The preparation of consolidated financial statements in conformity with US GAAP, generally accepted accounting principles in the United States, requires management to make estimates and assumptions that affect the reported amounts of assets and liabilities and disclosure of contingent assets and liabilities at the date of the consolidated financial statements and the reported amounts of revenues and expenses during the reporting period. Actual results could differ from those estimates.

US Alliance Corporation

Notes to Consolidated Financial Statements

---

**Note 1. Description of Business and Significant Accounting Policies (Continued)**

- Regulatory Factors: The insurance laws of Kansas, North Dakota, and Montana give insurance regulators broad regulatory authority, including powers to (i) grant and revoke licenses to transact business; (ii) regulate and supervise trade practices and market conduct, (iii) establish guaranty associations; (iv) license agents; (v) approve policy forms; (vi) approve premium rates for some lines of business; (vii) establish reserve requirements; (viii) prescribe the form and content of required financial statements and reports; (ix) determine the reasonableness and adequacy of statutory capital and surplus; and (x) regulate the type and amount of permitted investments.

The Dodd-Frank Wall Street Reform and Consumer Protection Act (the "Reform Act") reshapes financial regulations in the United States by creating new regulators, regulating new markets and firms, and providing new enforcement powers to regulators. Virtually all major areas of the Reform Act continue to be subject to regulatory interpretation and implementation rules requiring rulemaking that may take several years to complete. The ultimate outcome of the regulatory rulemaking proceedings cannot be predicted with certainty. The regulations promulgated could have a material impact on consolidated financial results or financial condition.

- Reinsurance: In order to manage the risk of financial exposure to adverse underwriting results, the Company reinsures a portion of its individual and group life risks with other insurance companies. The Company retains \$35,000 on its Whole Life products and \$25,000 on its term life products. The Company also reinsures 100% of the risk on its individual accidental death benefit rider. The Company retains 25% of the risk for each covered life on its group life product to a maximum of \$100,000 on any individual person. The Company retains 25% of the risk for each covered life on its group accidental death and dismemberment product to a maximum of \$25,000 on any individual person. The Company also has catastrophic reinsurance coverage to protect against three or more group life deaths resulting from a single event. The Company also reinsures 90% of the risk on its group disability products. The Company reinsurers 66% of the risk on its critical illness product. Optimum Re Insurance Company (a subsidiary of Optimum Group), General Reinsurance Corporation (a subsidiary of Berkshire Hathaway), Reliance Standard Life Insurance Company (a subsidiary of Tokio Marine Holdings), Hartford Life and Accident Company, and Unified Life Insurance Company provide reinsurance for USALSC and DCLIC. The Company evaluates the financial condition of its reinsurers to minimize its exposure to losses from reinsurer insolvencies. Management believes that any liabilities arising from this contingency would not be material to the Company's financial position.

- Interest Rate Risk: Interest rate fluctuations could impair an insurance company's ability to pay policyholder benefits with operating and investment cash flows, cash on hand and other cash sources. Annuity products expose the risk that changes in interest rates will reduce any spread, or the difference between the amounts that the insurance company is required to pay under the contracts and the amounts the insurance subsidiary is able to earn on its investments intended to support its obligations under the contracts. Spread is a key component of revenues.

**Note 1. Description of Business and Significant Accounting Policies (Continued)**

To the extent that interest rates credited are less than those generally available in the marketplace, policyholder lapses, policy loans and surrenders, and withdrawals of life insurance policies and annuity contracts may increase as contract holders seek to purchase products with perceived higher returns. This process may result in cash outflows requiring that an insurance subsidiary sell investments at a time when the prices of those investments are adversely affected by the increase in market interest rates, which may result in realized investment losses.

Increases in market interest rates may also negatively affect profitability in periods of increasing interest rates. The ability to replace invested assets with higher yielding assets needed to fund the higher crediting rates that may be necessary to keep interest sensitive products competitive. If interest rates were to increase by 1%, the market value of our fixed income securities would decrease by 9.3% as of December 31, 2020. The Company therefore may have to accept a lower spread and thus lower profitability or face a decline in sales and greater loss of existing contracts.

Conversely, in a period of prolonged low interest rates it is difficult to invest assets and earn the rate of return necessary to support insurance products. Some central banks currently have negative interest rates which contributes to the current low interest rate environment.

Policy lapses in excess of those actuarially anticipated would have a negative impact on our financial performance.

Profitability could be reduced if lapse and surrender rates exceed the assumptions upon which the insurance policies were priced. Policy sales costs are deferred and recognized over the life of a policy. Excess policy lapses, however, cause the immediate expensing or amortizing of deferred policy sales costs.

- Investment Risk: Our invested assets are subject to customary risks of defaults and changes in market values. Factors that may affect the overall default rate on, and market value of, the invested assets include interest rate levels, financial market performance, and general economic conditions.

- Assumptions Risk: In the life insurance business, assumptions as to expected mortality, lapse rates and other factors in developing the pricing and other terms of life insurance products are made. These assumptions are based on industry experience and are reviewed and revised regularly by an outside actuary to reflect actual experience on a current basis. However, variation of actual experience from that assumed in developing such terms may affect a product's profitability or sales volume and in turn adversely impact our revenues.

Reclassifications: Certain reclassifications of a minor nature have been made to prior-year balances to conform to current-year presentation with no net impact to net loss/income or equity.

**US Alliance Corporation**

**Notes to Consolidated Financial Statements**

---

Note 1. Description of Business and Significant Accounting Policies (Continued)

New accounting standards:

*Revenue from Contracts with Customers*

In May 2014, the Financial Accounting Standards Board (“FASB”) issued updated guidance to clarify the principles for recognizing revenue. While insurance contracts are not within the scope of this updated guidance, the Company's fee income related to providing services will be subject to this updated guidance. The updated guidance requires an entity to recognize revenue as performance obligations are met, in order to reflect the transfer of promised goods or services to customers in an amount that reflects the consideration the entity is entitled to receive for those goods or services.

The following steps are applied in the updated guidance: (1) identify the contract(s) with a customer; (2) identify the performance obligations in the contract; (3) determine the transaction price; (4) allocate the transaction price to the performance obligations in the contract and (5) recognize revenue when, or as, the entity satisfies a performance obligation.

In July 2015, the FASB deferred the effective date of the updated guidance on revenue recognition by one year to the quarter ending March 31, 2018. As an emerging growth company, the Company has chosen to defer implementation of this accounting standard until the year ending December 31, 2019. The adoption of this guidance did not have a material effect on the Company's result of operations, financial position or liquidity.

*Recognition and Measurement of Financial Assets and Financial Liabilities*

In January 2016, the FASB issued updated guidance regarding financial instruments. This guidance intends to enhance reporting for financial instruments and addresses certain aspects of recognition, measurement, presentation and disclosure of financial instruments. The significant amendments in this update generally require equity investments to be measured at fair value with changes in fair value recognized in net income, require the use of an exit price notion when measuring the fair value of financial instruments for disclosure purposes and clarifies that an entity should evaluate the need for a valuation allowance on a deferred tax asset related to available-for-sale securities. This guidance also intends to enhance the presentation of certain fair value changes for financial liabilities measured at fair value. It also amends certain disclosure requirements associated with the fair value of financial instruments.

This guidance is effective for fiscal years beginning after December 15, 2017. As an emerging growth company, the Company has elected to defer implementation of this standard to fiscal years beginning after December 15, 2018. The recognition and measurement provisions of this guidance was applied by means of a cumulative-effect adjustment to the balance sheet as of the beginning of the fiscal year of adoption and early adoption is not permitted. The adoption of this guidance did not have a material effect on the Company's financial position or liquidity but does create additional volatility when comparing period to period results.

*Leases*

In February 2016, the FASB issued updated guidance to require lessees to recognize a right-to-use asset and a lease liability for leases with terms of more than 12 months. The updated guidance retains the two classifications of a lease as either an operating or finance lease (previously referred to as a capital lease). Both lease classifications require the lessee to record the right-to-use asset and the lease liability based upon the present value of cash flows. Finance leases will reflect the financial arrangement by recognizing interest expense on the lease liability separately from the amortization expense of the right-to-use asset. Operating leases will recognize lease expense (with no separate recognition of interest expense) on a straight-line basis over the term of the lease. The accounting by lessors is not significantly changed by the updated guidance. The updated guidance requires expanded qualitative and quantitative disclosures, including additional information about the amounts recorded in the financial statements.

**US Alliance Corporation**

**Notes to Consolidated Financial Statements**

---

**Note 1. Description of Business and Significant Accounting Policies (Continued)**

The updated guidance is effective for reporting periods beginning after December 15, 2018, and will require that the earliest comparative period presented include the measurement and recognition of existing leases with an adjustment to equity as if the updated guidance had always been applied. Early adoption is permitted. As an emerging growth company, the Company has elected to defer implementation of this standard to fiscal years beginning after December 15, 2021. The adoption of this guidance is not expected to have a material effect on the Company's results of operations, financial position or liquidity.

*Income Taxes - Simplifying the Accounting for Income Taxes*

In December 2019, the FASB issued updated guidance (Accounting Standards Update 2019-12) for the accounting for income taxes. The updated guidance is intended to simplify the accounting for income taxes by removing several exceptions contained in existing guidance and amending other existing guidance to simplify several other income tax accounting matters. The updated guidance is effective for the quarter ending March 31, 2021. Early adoption is permitted. The adoption of this guidance is not expected to have a material effect on the Company's results of operations, financial position or liquidity.

*Measurement of Credit Losses on Financial Instruments*

In June 2016, the FASB issued updated guidance for the accounting for credit losses for financial instruments. The updated guidance applies a new credit loss model (current expected credit losses or CECL) for determining credit-related impairments for financial instruments measured at amortized cost (e.g. reinsurance recoverables) and requires an entity to estimate the credit losses expected over the life of an exposure or pool of exposures. The estimate of expected credit losses should consider historical information, current information, as well as reasonable and supportable forecasts, including estimates of prepayments. The expected credit losses, and subsequent adjustments to such losses, will be recorded through an allowance account that is deducted from the amortized cost basis of the financial asset, with the net carrying value of the financial asset presented on the consolidated balance sheet at the amount expected to be collected.

The updated guidance also amends the current other-than-temporary impairment model for available-for-sale debt securities by requiring the recognition of impairments relating to credit losses through an allowance account and limits the amount of credit loss to the difference between a security's amortized cost basis and its fair value. In addition, the length of time a security has been in an unrealized loss position will no longer impact the determination of whether a credit loss exists.

The updated guidance is effective for reporting periods beginning after December 15, 2019. Early adoption is permitted for reporting periods beginning after December 15, 2018. As an emerging growth company, the Company has elected to defer implementation of this standard to fiscal years beginning after December 15, 2022. The Company will not be able to determine the impact that the updated guidance will have on its results of operations, financial position or liquidity until the updated guidance is adopted.



**US Alliance Corporation**

**Notes to Consolidated Financial Statements**

---

**Note 1. Description of Business and Significant Accounting Policies (Continued)**

*Reclassification of Certain Tax Effects from Accumulated Other Comprehensive Income*

On December 22, 2017, the U.S. federal government enacted a tax bill, H.R.1, An Act to Provide for Reconciliation Pursuant to Titles II and V of the Concurrent Resolution on the Budget for Fiscal Year 2018 (Tax Cuts and Jobs Act). In February 2018, FASB issued guidance to address certain issues related to the Tax Cuts and Jobs Act. This new guidance allows a reclassification from accumulated other comprehensive income to retained earnings for stranded tax effects resulting from the Tax Cuts and Jobs Act. Consequently, the amendments eliminate the stranded tax effects resulting from the Tax Cuts and Jobs Act and will improve the usefulness of information reported to financial statement users. This guidance is effective for fiscal years beginning after December 15, 2018, and interim periods within those fiscal years. Early adoption is permitted. The adoption of this guidance did not have a material effect on the Company's results of operations, financial position or liquidity.

*Targeted Improvements to the Accounting for Long-Duration Contracts*

In August 2018, the FASB issued ASU 2018-12 "Targeted Improvements to the Accounting for Long-Duration Contracts." ASU 2018-12 requires periodic reassessment of actuarial and discount rate assumptions used in the valuation of policyholder liabilities and deferred acquisition costs arising from the issuance of long-duration insurance and reinsurance contracts, with the effects of the changes in cash flow assumptions reflected in earnings and the effects of changes in discount rate assumptions reflected in other comprehensive income. Under current accounting guidance, the actuarial and discount rate assumptions are set at the contract inception date and not subsequently changed, except in limited circumstances. ASU 2018-12 also requires new disclosures and is effective for fiscal years beginning after December 15, 2023, with early adoption permitted. We are evaluating the effect this standard will have on our Consolidated Financial Statements.

*Fair Value Measurement*

This guidance is part of the FASB's disclosure framework project and eliminates certain disclosure requirements for fair value measurement, requires entities to disclose new information and modifies existing disclosure requirements. This guidance is effective for fiscal years beginning after December 15, 2019, and interim periods within those fiscal years. The adoption of this guidance did not have a material effect on the Company's results of operations, financial position or liquidity.

All other new accounting standards and updates of existing standards issued through the date of this filing were considered by management and did not relate to accounting policies and procedures pertinent or material to the Company at this time.

**US Alliance Corporation****Notes to Consolidated Financial Statements**

---

**Note 2. Acquisitions**

On December 31, 2020, DCLIC entered into an assumption agreement with ALSC where it acquired a certain block of life insurance policies. Under an assumption agreement, DCLIC becomes directly liable to the policyholders of this block of business.

The acquisition was accounted for under the acquisition method of accounting, which requires the consideration transferred and all assets and liabilities assumed to be recorded at fair value. The following table summarizes the fair value of the assets acquired and liabilities assumed from ALSC:

Net consideration to ALSC	<u>\$</u>	<u>927,000</u>
Preliminary amounts of identifiable assets acquired and liabilities assumed		
Investment securities	\$	7,990,509
Cash receivable		2,117,591
Policy loan assets		101,736
Value of business acquired		2,163,541
Policyholder reserves		(4,552,816)
Deposit type contracts		(6,893,561)
Total identifiable net assets	<u>\$</u>	<u>927,000</u>

US Alliance Corporation

Notes to Consolidated Financial Statements

Note 3. Investments

Fixed Maturity

The amortized cost and fair value of available for sale investments as of December 31 is as follows:

	December 31, 2020			Fair Value
	Cost or Amortized Cost	Gross Unrealized Gains	Gross Unrealized Losses	
<b>Available for sale:</b>				
<b>Fixed maturities:</b>				
US Treasury securities	\$ 574,935	\$ 127,981	\$ -	\$ 702,916
Corporate bonds	20,126,836	2,821,508	(533)	22,947,811
Municipal bonds	5,992,707	804,443	(496)	6,796,654
Redeemable preferred stock	2,900,330	90,085	(200)	2,990,215
Mortgage backed and asset backed securities	4,189,710	50,274	(2)	4,239,982
<b>Total available for sale</b>	<b>\$ 33,784,518</b>	<b>\$ 3,894,291</b>	<b>\$ (1,231)</b>	<b>\$ 37,677,578</b>

	December 31, 2019			Fair Value
	Cost or Amortized Cost	Gross Unrealized Gains	Gross Unrealized Losses	
<b>Available for sale:</b>				
<b>Fixed maturities:</b>				
US Treasury securities	\$ 608,477	\$ 24,162	\$ -	\$ 632,639
Corporate bonds	18,407,211	1,697,265	(20,079)	20,084,397
Municipal bonds	6,538,883	518,059	(1,883)	7,055,059
Redeemable preferred stock	2,097,206	36,687	-	2,133,893
Mortgage backed and asset backed securities	3,171,620	77,593	(2,309)	3,246,904
<b>Total available for sale</b>	<b>\$ 30,823,397</b>	<b>\$ 2,353,766</b>	<b>\$ (24,271)</b>	<b>\$ 33,152,892</b>

The amortized cost and fair value of debt securities as of December 31, 2020 and 2019, by contractual maturity, are shown below. Actual maturities may differ from contractual maturities because borrowers may have the right to call or prepay obligations with or without call or prepayment penalties.

	As of December 31, 2020		As of December 31, 2019	
	Amortized Cost	Fair Value	Amortized Cost	Fair Value
<b>Amounts maturing in:</b>				
One year or less	\$ 373,590	\$ 379,823	\$ 99,987	\$ 100,239
After one year through five years	1,540,931	1,641,749	1,424,337	1,471,552
After five years through ten years	2,887,066	3,379,930	3,286,937	3,574,191
More than 10 years	21,892,891	25,045,879	20,743,310	22,626,113
Redeemable preferred stocks	2,900,330	2,990,215	2,097,206	2,133,893
Mortgage backed and asset backed securities	4,189,710	4,239,982	3,171,620	3,246,904
<b>Total amortized cost and fair value</b>	<b>\$ 33,784,518</b>	<b>\$ 37,677,578</b>	<b>\$ 30,823,397</b>	<b>\$ 33,152,892</b>

Proceeds from the sale of securities, maturities, and asset paydowns in 2020 and 2019 were \$7,795,116 and \$8,605,475, respectively. Realized gains and losses related to the sale of securities are summarized as follows:

US Alliance Corporation

Notes to Consolidated Financial Statements

Note 3. Investments (continued)

	Years Ended December 31,	
	2020	2019
Gross gains	\$ 1,388,209	\$ 43,935
Gross losses	(373,862)	(258,370)
Realized gains (losses)	\$ 1,014,347	\$ (214,435)

Gross unrealized losses by duration are summarized as follows:

	Less than 12 months		Greater than 12 months		Total	
	Fair Value	Unrealized Loss	Fair Value	Unrealized Loss	Fair Value	Unrealized Loss
<b>December 31, 2020</b>						
Available for sale: (unaudited)						
<b>Fixed maturities:</b>						
Corporate bonds	\$ 210,625	\$ (2)	\$ 49,438	\$ (531)	\$ 260,063	\$ (533)
Municipal bonds	47,249	(496)	-	-	47,249	(496)
Redeemable preferred stock	77,918	(200)	-	-	77,918	(200)
Mortgage backed and asset backed securities	309,144	(2)	-	-	309,144	(2)
<b>Total fixed maturities</b>	<b>\$ 644,936</b>	<b>\$ (700)</b>	<b>\$ 49,438</b>	<b>\$ (531)</b>	<b>\$ 694,374</b>	<b>\$ (1,231)</b>
	Less than 12 months		Greater than 12 months		Total	
	Fair Value	Unrealized Loss	Fair Value	Unrealized Loss	Fair Value	Unrealized Loss
<b>December 31, 2019</b>						
Available for sale:						
<b>Fixed maturities:</b>						
Corporate bonds	\$ 967,848	\$ (20,079)	\$ -	\$ -	\$ 967,848	\$ (20,079)
Municipal bonds	46,646	(1,883)	-	-	46,646	(1,883)
Mortgage backed and asset backed securities	-	-	296,576	(2,309)	296,576	(2,309)
<b>Total fixed maturities</b>	<b>\$ 1,014,494</b>	<b>\$ (21,962)</b>	<b>\$ 296,576</b>	<b>\$ (2,309)</b>	<b>\$ 1,311,070</b>	<b>\$ (24,271)</b>

Unrealized losses occur from market price declines that may be due to a number of factors, including economic downturns, changes in interest rates, competitive forces within an industry, issuer specific events, operational difficulties, lawsuits, and market pricing anomalies caused by factors such as temporary lack of liquidity.

The total number of available for sale securities in the investment portfolio in an unrealized loss position as of December 31, 2020 was 8, which represented an unrealized loss of \$1,231 of the aggregate carrying value of those securities. The 8 securities breakdown as follows: 3 bonds, 4 mortgage and asset backed securities, and 1 redeemable preferred stock. The Company determined that no securities were considered to be other-than-temporarily impaired as of December 31, 2020 and 2019.

## US Alliance Corporation

Notes to Consolidated Financial Statements

---

**Note 3. Investments (continued)****Mortgage Loans on Real Estate**

The Company has invested in various mortgage loans through participation agreements with the original issuing entity. The Company's mortgage loans by property type as of December 31, 2020 and December 31, 2019 are summarized as follows:

	December 31, 2020	December 31, 2019
Commercial mortgage loans by property type		
Student housing	\$ 781,512	\$ -
Condominium	1,874,445	-
Multi-property	332,195	-
Multi-family	177,984	-
Total commercial mortgages	<u>\$ 3,166,136</u>	<u>\$ -</u>

The Company utilizes loan-to-value of individual mortgage loans to evaluate the credit quality of its mortgage loan portfolio. The loan-to-value measures the loan's carrying value to its appraised value. The Company's mortgage loans by loan-to-value ratio as of December 31, 2020 and December 31, 2019 are summarized as follows:

	December 31, 2020	December 31, 2019
Loan to value ratio		
Over 60 to 70%	\$ 1,874,445	\$ -
Over 30 to 40%	177,984	-
Over 10 to 20%	1,113,707	-
Total	<u>\$ 3,166,136</u>	<u>\$ -</u>

The Company's mortgage loans by maturity date as of December 31, 2020 and December 31, 2019 are summarized as follows:

	December 31, 2020	December 31, 2019
Maturity Date		
One year or less	\$ 2,393,900	\$ -
After one year through five years	772,236	-
Total	<u>\$ 3,166,136</u>	<u>\$ -</u>

The Company had no mortgage loans that were on non-accrued status as of December 31, 2020. There were no mortgage loans delinquent on payments due the Company as of December 31, 2020. In addition, the Company did not establish a valuation allowance on any mortgage loans.

## US Alliance Corporation

## Notes to Consolidated Financial Statements

**Note 3. Investments (continued)****Investment Income, Net of Expenses**

The components of net investment income for the years ended December 31, 2020 and 2019 are as follows:

	Years Ended December 31,	
	2020	2019
Fixed maturities	\$ 1,178,055	\$ 1,164,520
Mortgages	129,621	-
Equity securities	669,147	636,668
Funds withheld	1,680,220	-
Cash and cash equivalents	12,501	36,359
	<u>3,669,544</u>	<u>1,837,547</u>
Less investment expenses	(117,283)	(46,946)
	<u>\$ 3,552,261</u>	<u>\$ 1,790,601</u>

**Net Investment Gains**

The Company was required to implement a new accounting standard in the first quarter of 2019 which requires that the unrealized gains and losses on equity securities be reported as income on the consolidated statements of comprehensive income. For 2020, net investment gains is comprised of \$299,373 of unrealized gains on our equity portfolio, net realized gains of \$1,014,347, and a change in the fair value of our embedded derivative on funds withheld of \$653,294. For 2019, net investment gains (losses) is comprised of \$1,256,769 of unrealized gains on our equity portfolio and net realized losses of \$214,435.

**Note 4. Derivative Instruments**Accounting for Derivative Instruments

See Note 1 for a detailed description of the accounting treatment for derivative instruments, including embedded derivatives.

Types of Derivatives used by the Company

The Company's derivatives consists solely of embedded derivatives on funds withheld on coinsurance assets.

Summary of Derivative Positions

The fair value of the Company's derivative financial instruments on the consolidated balance sheets is as follows:

	December 31, 2020		December 31, 2019		Balance Reported In
	Asset	Liability	Asset	Liability	
Derivatives:					
Embedded derivatives:					
Funds withheld embedded derivative	\$ 653,294	\$ -	\$ -	\$ -	- Funds withheld

## US Alliance Corporation

Notes to Consolidated Financial Statements

---

**Note 4. Derivative Instruments (continued)**

The following table shows the change in the fair value of the derivative financial instruments in the consolidated statements of comprehensive income:

	Period Ending December 31, 2020	Period Ending December 31, 2019	Balance Reported In
Derivatives:			
Embedded derivatives:			
Change in funds withheld embedded derivative	\$ 653,294	\$ -	Net investment gains (losses)

**Note 5. Fair Value Measurements**

The fair value of an asset or liability is the price that would be received to sell that asset or paid to transfer that liability in an orderly transaction occurring in the principal market (or most advantageous market in the absence of a principal market) for such asset or liability. In estimating fair value, the Company utilizes valuation techniques that are consistent with the market approach, the income approach and/or the cost approach. Such valuation techniques are consistently applied. Inputs to valuation techniques include the assumptions that market participants would use in pricing an asset or liability. The Company uses a fair value hierarchy for valuation inputs that gives the highest priority to quoted prices in active markets for identical assets or liabilities and the lowest priority to unobservable inputs. The fair value hierarchy is as follows:

- Level 1 inputs are quoted prices (unadjusted) in active markets for identical assets or liabilities that the Company has the ability to access at the measurement rate.
- Level 2 inputs are inputs other than quoted prices included within Level 1 that are observable for the asset or liability, either directly or indirectly.
- Level 3 inputs are unobservable for the asset or liability and reflect an entity's own assumptions about the assumptions that market participants would use in pricing the assets or liabilities.

Investments, available for sale: Fair values of available for sale fixed maturity securities are provided by a third party pricing service. The pricing service uses a variety of sources to determine fair value of securities. The Company's fixed maturity securities are highly liquid, which allows for a high percentage of the portfolio to be priced through pricing sources.

Equity securities: Fair values for equity securities are also provided by a third party pricing service and are derived from active trading on national market exchanges.

Embedded derivative: The fair value of embedded derivatives associated with funds withheld reinsurance treaty is determined upon a total return swap technique with reference to the fair value of the investments held by the ceding company that support the Company's fund withheld asset with an adjustment for a credit valuation adjustment. The fair value of the underlying assets is generally based upon market observable inputs with industry standard valuation techniques. The valuation also requires certain significant inputs, which are generally not observable and accordingly, the valuation is considered level 3 in the fair value hierarchy. The Company's utilization of a credit-valuation adjustment did not have a material effect on the change in fair value of the embedded derivative for the year ended December 31, 2020.

US Alliance Corporation

Notes to Consolidated Financial Statements

Note 5. Fair Value Measurements (continued)

The table below presents the amounts of assets measured at fair value on a recurring basis as of December 31, 2020 and 2019:

	December 31, 2020			
	Total	Level 1	Level 2	Level 3
<b>Available for sale:</b>				
<b>Fixed maturities:</b>				
US Treasury securities	\$ 702,916	\$ 702,916	\$ -	\$ -
Corporate bonds	22,947,811	-	22,761,011	186,800
Municipal bonds	6,796,654	-	6,796,654	-
Redeemable preferred stock	2,990,215	-	2,990,215	-
Mortgage backed and asset backed securities	4,239,982	-	4,239,982	-
<b>Total fixed maturities</b>	<b>37,677,578</b>	<b>702,916</b>	<b>36,787,862</b>	<b>186,800</b>
<b>Equities:</b>				
Common stock	6,808,944	6,717,144	91,800	-
Preferred stock	2,412,630	-	2,412,630	-
<b>Total equities</b>	<b>9,221,574</b>	<b>6,717,144</b>	<b>2,504,430</b>	<b>-</b>
Funds withheld embedded derivative	653,294	-	-	653,294
<b>Total</b>	<b>\$ 47,552,446</b>	<b>\$ 7,420,060</b>	<b>\$ 39,292,292</b>	<b>\$ 840,094</b>

	December 31, 2019			
	Total	Level 1	Level 2	Level 3
<b>Available for sale:</b>				
<b>Fixed maturities:</b>				
US Treasury securities	\$ 632,639	\$ 632,639	\$ -	\$ -
Corporate bonds	20,084,397	-	19,892,797	191,600
Municipal bonds	7,055,059	-	7,055,059	-
Redeemable preferred stock	2,133,893	-	2,133,893	-
Mortgage backed and asset backed securities	3,246,904	-	3,246,904	-
<b>Total fixed maturities</b>	<b>33,152,892</b>	<b>632,639</b>	<b>32,328,653</b>	<b>191,600</b>
<b>Equities:</b>				
Common stock	9,214,694	9,169,694	45,000	-
Preferred stock	926,809	-	926,809	-
<b>Total equities</b>	<b>10,141,503</b>	<b>9,169,694</b>	<b>971,809</b>	<b>-</b>
<b>Total</b>	<b>\$ 43,294,395</b>	<b>\$ 9,802,333</b>	<b>\$ 33,300,462</b>	<b>\$ 191,600</b>

The reconciliations for all assets and liabilities measured at fair value on a recurring basis using significant unobservable inputs (Level 3) are as follows:

For the Year Ended December 31, 2020

	Corporate Bonds	Funds Withheld
Fair value, beginning of period	\$ 191,600	\$ -
Principal payment	(4,800)	-
Investment related gains (losses), net	-	653,294
Fair value, end of period	<u>\$ 186,800</u>	<u>\$ 653,294</u>



US Alliance Corporation

Notes to Consolidated Financial Statements

---

**Note 5. Fair Value Measurements (continued)**

The Company discloses the fair value of financial assets and financial liabilities, including those financial assets and financial liabilities that are not measured and reported at fair value on a recurring basis or non-recurring basis. The methodologies for estimating the fair value of financial assets and financial liabilities that are measured at fair value on a recurring or non-recurring basis are discussed above. The estimated fair value approximates carrying value for accrued interest. The methodologies for other financial assets and financial liabilities are discussed below:

Cash and cash equivalents: The carrying amounts approximate fair value because of the short maturity of these instruments.

Investment income due and accrued: The carrying amounts approximate fair value because of the short maturity of these instruments.

Mortgage loans on real estate: Mortgage loans are carried at their unpaid principal value as that is considered the fair market values for these loans.

Funds withheld: The carrying value of funds withheld at interest approximates fair value as funds are specifically identified in the agreement. The fair value of the specified funds is based on the fair value of the underlying assets that are held by the ceding company. The ceding company uses a variety of sources and pricing methodologies, which are not transparent to the Company and may include significant unobservable inputs to value the securities held in distinct portfolios, therefore the valuation of these funds withheld assets are considered Level 3 in the fair value hierarchy.

Policy loans: Policy loans are stated at unpaid principal balances. As these loans are fully collateralized by the cash surrender value of the underlying insurance policies, the carrying value of the policy loans approximates their fair value.

Federal Home Loan Bank Advances: FHLB advances are stated at the outstanding principal balances and the carrying value approximates fair value.

Policyholder deposits in deposit-type contracts: The fair value for policyholder deposits deposit-type insurance contracts (accumulation annuities) is calculated using a discounted cash flow approach. Cash flows are projected using actuarial assumptions and discounted to the valuation date using risk-free rates adjusted for credit risk and the nonperformance risk of the liabilities.

US Alliance Corporation

Notes to Consolidated Financial Statements

**Note 5. Fair Value Measurements (continued)**

The estimated fair values of the Company's financial assets and liabilities at December 31 are as follows:

December 31, 2020					
	Carrying Value	Fair Value	Level 1	Level 2	Level 3
<b>Financial Assets:</b>					
Cash and cash equivalents	\$ 4,320,759	\$ 4,320,759	\$ 4,320,759	\$ -	\$ -
Mortgage loans on real estate	3,166,136	3,166,136			3,166,136
Investment income due and accrued	423,036	423,036	-	-	423,036
Funds withheld	46,176,782	46,830,076	-	-	46,830,076
Policy loans	163,725	163,725	-	-	163,725
<b>Total Financial Assets (excluding available for sale investments)</b>	<b>\$ 54,250,438</b>	<b>\$ 54,903,732</b>	<b>\$ 4,320,759</b>	<b>\$ -</b>	<b>\$ 50,582,973</b>
<b>Financial Liabilities:</b>					
Federal Home Loan Bank advance	\$ 2,000,000	\$ 2,000,000	\$ -	\$ -	\$ 2,000,000
Policyholder deposits in deposit-type contracts	72,082,207	74,351,806	-	-	74,351,806
<b>Total Financial Liabilities</b>	<b>\$ 74,082,207</b>	<b>\$ 76,351,806</b>	<b>\$ -</b>	<b>\$ -</b>	<b>\$ 76,351,806</b>

December 31, 2019					
	Carrying Value	Fair Value	Level 1	Level 2	Level 3
<b>Financial Assets:</b>					
Cash and cash equivalents	\$ 6,678,805	\$ 6,678,805	\$ 6,678,805	\$ -	\$ -
Investment income due and accrued	321,362	321,362	-	-	321,362
Policy loans	118,930	118,930	-	-	118,930
<b>Total Financial Assets (excluding available for sale investments)</b>	<b>\$ 7,119,097</b>	<b>\$ 7,119,097</b>	<b>\$ 6,678,805</b>	<b>\$ -</b>	<b>\$ 440,292</b>
<b>Financial Liabilities:</b>					
Federal Home Loan Bank advance	\$ 1,000,000	\$ 1,000,000	\$ -	\$ -	\$ 1,000,000
Policyholder deposits in deposit-type contracts	19,396,614	19,186,265	-	-	19,186,265
<b>Total Financial Liabilities</b>	<b>\$ 20,396,614</b>	<b>\$ 20,186,265</b>	<b>\$ -</b>	<b>\$ -</b>	<b>\$ 20,186,265</b>

**Note 6. Income Tax Provision**

USAC files federal income tax returns based on the type of return. USAC files a consolidated corporate federal income tax return with USAMC and USAIC. USASLC, DLCIC, and USALSC-MT file a consolidated life insurance federal income tax return. Certain items included in income reported for financial statement purposes are not included in taxable income for the current period, resulting in deferred income taxes.

A reconciliation of federal income tax expense computed by applying the federal income tax rate of 21% to income before federal income tax expense for the years ended December 31, 2020 and 2019, respectively, is summarized as follows:

	2020	2019
Income before total federal income tax	299,175	168,050
Tax Rate	21%	21%
Expected income tax expense (benefit)	62,827	35,291
Effect of tax-exempt income	(32,318)	(11,925)
Disallowed deductions	1,012	693
Change in unrealized - valuation allowance and unrealized gains (losses)	148,778	-
Other GAAP to tax differences	4043	(24,059)
Reduction in valuation allowance	(324,616)	(431,158)
<b>Total</b>	<b>(140,274)</b>	<b>(431,159)</b>

## US Alliance Corporation

## Notes to Consolidated Financial Statements

## Note 6. Income Tax Provision (continued)

For the year ended December 31, 2020, the Company recognized tax expense of \$328,181 related to unrealized gains on investments. This expense is included in other comprehensive income and accumulated other comprehensive income, respectively. The Company recognized a tax benefit of \$140,279 related to the reduction of its deferred tax asset valuation allowance. This resulted in a reduction of the Company's deferred tax asset of \$187,901. For the year ended December 31, 2019, the Company recognized a deferred tax benefit related to the reduction of its deferred tax asset valuation allowance. The net change in the allowance resulted in a net tax benefit of \$431,158. Deferred taxes reflect the net tax effects of temporary differences between the carrying amounts of assets and liabilities for financial reporting purposes and the amounts used for income tax purposes. Significant components of the Company's deferred tax liabilities and assets as of December 31, 2020 and 2019 are summarized as follows:

	12/31/2019	Change	12/31/2020
<b>Deferred Tax Assets</b>			
Net operating loss carryforwards	2,641,247	(529,816)	2,111,431
Unamortized Start-Up Costs	168,803	(21,100)	147,703
Policy owner benefit reserves	1,154,684	1,234,575	2,389,259
Goodwill	-	194,670	194,670
Tax DAC	329,141	446,593	775,734
Deferred tax asset valuation allowance	(2,423,438)	324,616	(2,098,822)
	1,870,437	1,649,538	3,519,975
<b>Deferred Tax Liabilities</b>			
GAAP DAC	557,062	931,203	1,488,265
Fixed assets	8,699	122	8,821
8 Year Spread	233,429	(38,905)	194,524
Value of Business Acquired	117,599	450,080	567,679
Unrealized Gain	522,490	494,939	1,017,429
	1,439,279	1,837,439	3,276,718
Net Deferred Tax	431,158	(187,901)	243,257

The Company has federal net operating loss ("NOL") carryforwards of \$10,054,432 and \$12,577,367 as of December 31, 2020 and 2019, respectively. The federal NOLs generated in the years ended December 31, 2009 through 2017 will begin to expire in 2027 for federal income tax purposes. NOLs originating before January 1, 2018, are eligible to offset taxable income, if not otherwise limited under Internal Revenue Code ("IRC") §382 limitations. NOLs generated after December 31, 2017, have an infinite carryforward period and subject to 80% deduction limitation based upon pre-NOL deduction taxable income.

**US Alliance Corporation****Notes to Consolidated Financial Statements**

---

**Note 7. Reinsurance**

A summary of significant reinsurance amounts affecting the accompanying consolidated financial statements as of December 31, 2020 and 2019 and for the years ended December 31, 2020 and 2019 is listed in the following table.

	<u>December 31, 2020</u>	<u>December 31, 2019</u>
<b>Balance sheet</b>		
Benefits and claim reserves ceded	\$ 105,621	\$ 136,579
Amounts due from ceding company	59,462	50,824
Benefits and claim reserves assumed	53,069,522	12,597,007
<b>Years ended</b>		
	<u>December 31, 2020</u>	<u>December 31, 2019</u>
<b>Statements of comprehensive income</b>		
Ceded premium	\$ 923,567	\$ 800,525
Assumed premium	4,682,634	4,906,522
Allowances on ceded premium	24,077	17,672
Allowances paid on assumed premium	6,765,030	495,327
Assumed benefits and policyholder reserve increases	5,243,836	4,269,695

The company currently reinsurers business in excess of its retention with General Re Life Corporation, Reliance Standard Life Insurance Company, Unified Life Insurance Company, Hartford Life and Accident Company, and Optimum Re Insurance Company. The Company also currently assumes business under agreements with Unified Life Insurance Company and American Life and Security Corporation.

**Note 8. Lease Commitments**

Total rent expense was \$48,146 and \$45,785 for the years ended December 31, 2020 and 2019, respectively. The Company terminated its lease on its former Topeka headquarters effective December 31, 2020 and has no future rent obligations for this location. The Company also maintains an office in Bismarck, ND with a lease that expires on September 30, 2021. The future rent payments required under this lease are \$8,446 in 2021.

**Note 9. Related Party Transactions**

Brier Development Company, Inc. is owned solely by Jack Brier, President and CEO of the Company. Brier Development Company, Inc. owns 20,000 shares of stock in USAC which are in escrow until 5 years after the termination of the public offering. The Company makes reimbursements to Brier Development Company, Inc. on behalf of Jack H. Brier for single coverage for long-term care, Medicare coverage, and an allowance for vehicle expenses. Reimbursements for these items were \$21,019 and \$19,421 for years ended December 31, 2020 and 2019, respectively.

**Note 10. Federal Home Loan Bank Advances**

One of the Company's subsidiaries, USALSC, is a member of the Federal Home Loan Bank of Topeka (FHLB), which provides access to collateralized borrowings. Any borrowings from FHLB requires the purchase of FHLB common stock in an amount equal to 4.5% of the borrowing. On October 31, 2019, USALSC received an advance of \$ 1,000,000 based on USALSC purchasing \$ 45,000 of FHLB common stock. The Company had outstanding advances from the Federal Home Loan Bank of Topeka of \$1,000,000 at December 31, 2019. This regular fixed convertible advance has a 10 year term with an FHLB option to convert to an adjustable rate on the 5<sup>th</sup> anniversary. The interest rate at issue was 1.66%. On April 23, 2020 and June 22, 2020 the company took two additional advances with two year terms. The interest rate at issue was 0.37% and 0.28% respectively. As of December 31, 2020, the Company had outstanding advances of \$2,000,000.

As of December 31, 2020, USALSC had pledged \$2,372,402 of mortgage backed securities, US treasuries and overnight deposits to FHLB in support of its outstanding advance.

**US Alliance Corporation****Notes to Consolidated Financial Statements****Note 11. Restricted Funds**

As required by Kansas law, US Alliance Life and Security Company maintains a trust account at Capitol Federal Savings Bank which is jointly owned by the Kansas Insurance Department. The life insurance company is required by the State of Kansas to hold \$400,000 of asset book value in this account. The Company placed additional assets into this trust account in 2015 to meet the minimum deposit requirement for the State of Missouri. These assets were held in bonds and other invested assets with a statement value of \$625,000 and \$625,000 as of December 31, 2020 and 2019, respectively. Additionally, the Company has a special deposit with the State of Missouri with asset book value of \$300,000. Dakota Capital Life Insurance Company has \$200,000 of funds on deposit jointly owned with the North Dakota Insurance Department at the Bank of North Dakota. US Alliance Life and Security Company – Montana has \$325,000 of funds on deposit jointly owned by the Montana Department of Insurance at Wells Fargo.

**Note 12. Statutory Net Income and Surplus**

US Alliance Life and Security Company is required to prepare statutory financial statements in accordance with statutory accounting practices prescribed or permitted by the Kansas Insurance Department. Dakota Capital Life Insurance Company is required to prepare statutory financial statements in accordance with statutory accounting practices prescribed or permitted by the North Dakota Insurance Department. US Alliance Life and Security Company - Montana is required to prepare statutory financial statements in accordance with statutory accounting practices prescribed or permitted by the Montana Insurance Department. Statutory practices primarily differ from GAAP by charging policy acquisition costs to expense as incurred, establishing future policy benefit liabilities using different actuarial assumptions as well as valuing investments and certain assets and accounting for deferred taxes on a different basis.

The following table summarizes the statutory net income (loss) and statutory capital and surplus of US Alliance Life and Security Company, Dakota Capital Life Insurance Company, and US Alliance Life and Security Company - Montana as of December 31, 2020 and 2019 and for the years ended December 31, 2020 and 2019.

	Statutory Capital and Surplus as of	
	December 31	December 31
	2020	2019
US Alliance Life and Security Company	\$ 6,242,080	\$ 5,831,153
Dakota Capital Life Insurance Company	3,700,272	1,472,930
US Alliance Life and Security Company - Montana	1,709,032	1,674,410
	Statutory Net Income (loss) for the years ended	
	December 31,	
	2020	2019
US Alliance Life and Security Company	\$ (1,960,666)	\$ 6,120
Dakota Capital Life Insurance Company	(31,734)	116,748
US Alliance Life and Security Company - Montana	39,410	(44,873)

The payment of dividends to US Alliance Corporation by US Alliance Life and Security Company is subject to limitations imposed by applicable insurance laws. For example, “extraordinary” dividends may not be paid without permission of the Kansas Insurance Department. An “extraordinary” dividend is defined, in general, as any dividend or distribution of cash or other property whose fair market value, compared with that of other dividends or distributions made within the preceding 12 months, exceeds the greater of (i) 10% of the policyholders’ surplus (total statutory capital stock and surplus) as of December 31 of the preceding year or (ii) the statutory net gain from operations excluding realized gains on investments) of the insurer for the 12 month period ending December 31 of the preceding year.

The payment of dividends to US Alliance Life and Security Company by Dakota Capital Life Insurance Company and US Alliance Life and Security Company – Montana is subject to similar limitations.

**US Alliance Corporation**

**Notes to Consolidated Financial Statements**

---

**Note 13. Subsequent Events**

All of the effects of subsequent events that provide additional evidence about conditions that existed at the balance sheet date, including the estimates inherent in the process of preparing the consolidated financial statements, are recognized in the consolidated financial statements. The Company does not recognize subsequent events that provide evidence about conditions that did not exist at the balance sheet date but arose after, but before the consolidated financial statements are issued. In some cases, unrecognized subsequent events are disclosed to keep the consolidated financial statements from being misleading.

The Company has evaluated subsequent events through February 22, 2021, the date on which the consolidated financial statements were issued.



**PO Box 4026, Topeka, KS 66604**  
**(785) 228-0200 | (866) 953-4675**  
**[usalliancecorporation.com](http://usalliancecorporation.com)**